



Shri Vile Parle Kelavani Mandal's  
**Dwarkadas J. Sanghvi College of Engineering**  
*(Autonomous College Affiliated to the University of Mumbai)*

Scheme and detailed syllabus (DJ19)

**Third Year B.Tech**

in

**Electronics & Telecommunication Engineering**  
(Semester V and VI)

*Revision: 1 (2019)*

*With effect from the Academic Year: 2021-2022*

*1<sup>st</sup> July, 2021*

SEMESTER V

Sr	Course Code	Course	Teaching Scheme				Semester End Examination (A)						Continuous Assessment (B)					Aggregate (A+B)	Credits earned			
			Theory (hrs.)	Practical (hrs.)	Tutorial (hrs.)	Credits	Duration (Hrs)	Theory	Oral	Pract	Oral & Pract	SEL Total (A)	Term Test 1 (TT1)	Term Test 2 (TT2)	Avg (TT1 & TT2)	Term Work Total	CA Total (B)					
1	DJ19ECC501	Microprocessor & Microcontroller	3	--	--	3	3	75	--	--	--	75	25	25	25	--	25	100	3	4		
	DJ19ECL501	Microprocessor & Microcontroller-Laboratory	--	2	--	1	2	--	--	--	25	25	--	--	--	25	25	50	1			
2	DJ19ECC502	Digital Signal Processing	3	--	--	3	3	75	--	--	--	75	25	25	25	--	25	100	3	4		
	DJ19ECL502	Digital Signal Processing -Laboratory	--	2	--	1	--	--	25	--	--	25	--	--	--	25	25	50	1			
3	DJ19ECC503	Radio Frequency Circuit Design	3	--	--	3	3	75	--	--	--	75	25	25	25	--	25	100	3	4		
	DJ19ECL503	Radio Frequency Circuit Design -Laboratory	--	2	--	1	--	--	25	--	--	25	--	--	--	25	25	50	1			
4@	DJ19ECEC5011	Control Systems	3	--	--	3	3	75	--	--	--	75	25	25	25	--	25	100	3	4		
	DJ19ECEL5011	Control Systems Laboratory	--	2	--	1	--	--	25	--	--	25	--	--	--	25	25	50	1			
	DJ19ECEC5012	Computer Organization & Architecture	3	--	--	3	3	75	--	--	--	75	25	25	25	--	25	100	3			
	DJ19ECEL5012	Computer Organization & Architecture -Laboratory	--	2	--	1	--	--	25	--	--	25	--	--	--	25	25	50	1			
	DJ19ECEC5013	Basic VLSI	3	--	--	3	3	75	--	--	--	75	25	25	25	--	25	100	3			
	DJ19ECEL5013	Basic VLSI -Laboratory	--	2	--	1	--	--	25	--	--	25	--	--	--	25	25	50	1			
	DJ19ECEC5014	Neural Network & Fuzzy Logic	3	--	--	3	3	75	--	--	--	75	25	25	25	--	25	100	3			
	DJ19ECEL5014	Neural Network & Fuzzy Logic -Laboratory	--	2	--	1	--	--	25	--	--	25	--	--	--	25	25	50	1			
	DJ19ECEC5015	Operating Systems	3	--	--	3	3	75	--	--	--	75	25	25	25	--	25	100	3			
	DJ19ECEL5015	Operating Systems- Laboratory	--	2	--	1	--	--	25	--	--	25	--	--	--	25	25	50	1			
	DJ19ECEC5016	Power Electronics	3	--	--	3	3	75	--	--	--	75	25	25	25	--	25	100	3			
	DJ19ECEL5016	Power Electronics- Laboratory	--	2	--	1	--	--	25	--	--	25	--	--	--	25	25	50	1			
5	DJ19ECSBC1	Data Structures & Algorithms	2	--	--	2	3	75	--	--	--	75	25	25	25	--	25	100	2	3		
	DJ19ECSBL1	Data Structures & Algorithms - Laboratory	--	2	--	1	--	--	--	--	--	--	--	--	--	25	25	25	1			
	DJ19ECSBL2	Database Management System -Laboratory	--	2	--	1	--	--	--	--	--	--	--	--	--	25	25	25	1			
#6	DJ19IHL2	Professional & Business Communication -Laboratory	--	4	--	2	--	--	--	--	--	--	--	--	--	50	50	50	2	2		
7	DJ19ILL1	Innovative Product Development-III (DJ STRIKE)	--	2	--	1	--	--	25	--	--	25	--	--	--	25	25	50	1	1		
Total			14	18	--	23	17	375	100	--	25	500	125	125	125	225	350	850	23			
@ Any 1 Elective Course			# 2 hrs. of theory (class wise) and 2 hrs of activity based laboratory (batch wise)																			
Prepared by	Checked by	Head of the Department				Vice Principal				Principal												

SEMESTER VI

Sr	Course Code	Course	Teaching Scheme				Semester End Examination (A)						Continuous Assessment (B)					Aggregate (A+B)	Credits earned	
			Theory (hrs.)	Practical (hrs.)	Tutorial (hrs.)	Credits	Duration (Hrs)	Theory	Oral	Pract	Oral & Pract	SEE Total (A)	Term Test 1 (TT1)	Term Test 2 (TT2)	Avg (TT1 & TT2)	Term Work Total	CA Total (B)			
1	DJ19ECC601	Digital Communication	3	--	--	3	3	75	--	--	--	75	25	25	25	--	25	100	3	4
	DJ19ECL601	Digital Communication - Laboratory	--	2	--	1	--	--	25	--	--	25	--	--	--	25	25	50	1	
2	DJ19ECC602	Radiating Systems	3	--	--	3	3	75	--	--	--	75	25	25	25	--	25	100	3	4
	DJ19ECL602	Radiating Systems - Laboratory	--	2	--	1	--	--	25	--	--	25	--	--	--	25	25	50	1	
3	DJ19ECC603	Fundamentals of Digital Image Processing	3	--	--	3	3	75	--	--	--	75	25	25	25	--	25	100	3	4
	DJ19ECL603	Fundamentals of Digital Image Processing - Laboratory	--	2	--	1	--	--	25	--	--	25	--	--	--	25	25	50	1	
4	DJ19ECC604	Computer Networks	3	--	--	3	3	75	--	--	--	75	25	25	25	--	25	100	3	4
	DJ19ECL604	Computer Networks-Laboratory	--	2	--	1	--	--	25	--	--	25	--	--	--	25	25	50	1	
5@	DJ19ECEC6011	Advanced VLSI	3	--	--	3	3	75	--	--	--	75	25	25	25	--	25	100	3	4
	DJ19ECEL6011	Advanced VLSI - Laboratory	--	2	--	1	--	--	25	--	--	25	--	--	--	25	25	50	1	
	DJ19ECEC6012	Data Compression & Encryption	3	--	--	3	3	75	--	--	--	75	25	25	25	--	25	100	3	
	DJ19ECEL6012	Data Compression & Encryption - Laboratory	--	2	--	1	--	--	25	--	--	25	--	--	--	25	25	50	1	
	DJ19ECEC6013	Television & Broadcast Technology	3	--	--	3	3	75	--	--	--	75	25	25	25	--	25	100	3	
	DJ19ECEL6013	Television & Broadcast Technology - Laboratory	--	2	--	1	--	--	25	--	--	25	--	--	--	25	25	50	1	
	DJ19ECEC6014	Artificial Intelligence & Machine Learning	3	--	--	3	3	75	--	--	--	75	25	25	25	--	25	100	3	
	DJ19ECEL6014	Artificial Intelligence & Machine Learning- Laboratory	--	2	--	1	--	--	25	--	--	25	--	--	--	25	25	50	1	
	DJ19ECEC6015	Robotics	3	--	--	3	3	75	--	--	--	75	25	25	25	--	25	100	3	
	DJ19ECEL6015	Robotics- Laboratory	--	2	--	1	--	--	25	--	--	25	--	--	--	25	25	50	1	
	DJ19ECEC6016	Advanced Power Electronics	3	--	--	3	3	75	--	--	--	75	25	25	25	--	25	100	3	
	DJ19ECEL6016	Advanced Power Electronics- Laboratory	--	2	--	1	--	--	25	--	--	25	--	--	--	25	25	50	1	
6	DJ19ECSBL3	Microcontroller & Applications Laboratory	--	4	--	2	--	--	25	--	--	--	--	--	--	25	25	50	2	2
7	DJ19ILL2	Innovative Product Development- 4 (DJ STRIKE)	--	2	--	1	--	--	25	--	--	25	--	--	--	25	25	50	1	1
8	DJ19A5	Environmental Engineering	1	--	--	--	--	--	--	--	--	--	--	--	--	--	--	--	--	--
Total			16	16	--	23	15	375	175	--	--	525	125	125	125	175	275	850	23	
@ Any 1 Elective Course																				
Prepared by			Checked by			Head of the Department						Vice Principal			Principal					

## Syllabus for Third Year Electronics and Telecommunication Engineering-Semester V (Autonomous)

<b>Program: Third Year Electronics and Telecommunication Engineering</b>					<b>Semester: V</b>				
<b>Course: Microprocessor &amp; Microcontroller</b>					<b>Course Code: DJ19ECC501</b>				
<b>Course: Microprocessor &amp; Microcontroller- Laboratory</b>					<b>Course Code: DJ19ECL501</b>				
Teaching Scheme (Hours / week)				Evaluation Scheme					
				Semester End Examination Marks (A)			Continuous Assessment Marks (B)		
Lectures	Practical	Tutorial	Total Credits	Theory			Term Test 1	Term Test 2	Avg.
				75			25	25	25
				Laboratory Examination			Term work		Total Term work
3	2	--	3+1=4	Oral	Practical	Oral & Practical	Laboratory Work	Tutorial / Mini project / presentation/ Journal	
				--	--	25	15	10	25
									50

**Pre-requisite:** Knowledge of

1. Digital system design

### Microprocessor & Microcontroller (DJ19ECC501)

#### Objectives:

1. To develop background knowledge and core expertise in microcontrollers.
2. To understand peripheral devices and their interfacing to microcontrollers.
3. To write programs for microcontrollers and their applications in Assembly language.

**Outcomes:** On completion of the course, learner will be able to:

1. Identify different functionalities and architecture of 8085 microprocessor.
2. Identify different functionalities and architecture of 8051 microcontroller.
3. Write programs for 8051 microcontroller based systems with the help of appropriate instruction set.
4. Interface different I/Os with 8051 microcontroller for various applications.
5. Identify different functionalities and architecture of ARM 7.

## Microprocessor & Microcontroller Laboratory (DJ19ECL501)

### Objectives:

1. Use addressing modes and instructions set of 8051 to perform arithmetic and logical operations.
2. Apply IO interfacing techniques and access IOs using 8051 programming.

### Outcomes: On completion of the course, learner will be able to:

1. Identify different hardware components and use relevant software for programming of microcontroller based development system.
2. Use structural programming concept to solve the problems.
3. Write and Debug assembly language a programs using 8051.
4. Report and present experimental study conducted with valid conclusions.

Detailed Syllabus: (unit wise)		
Unit	Description	Duration
1	<b>8085 Architecture and Programming</b> 8085 microprocessor architecture and its functional blocks,8085 microprocessor pin diagram.,8085 microprocessor Addressing modes, Instruction set.	09
2	<b>8051 Microcontroller</b> Features, architecture and pin configurations, CPU timing, Input / Output ports, Memory organization, Counters and timers, Interrupts	10
3	<b>8051 Programming</b> Instruction set, Addressing mode, Assembler Directives <b>Programs related to:</b> arithmetic, logical, delay, input, output, timer, counters, port, serial communication, and interrupts	10
4	<b>Interfacing and Applications</b> Interfacing of Display: LED, LCD and Seven Segment display, Stepper motor ,Relay and UART	05
5	<b>ARM7: A 32-bit Core Architecture</b> Features of ARM core architecture, Data Flow Model, Pipeline ,Registers, operating modes	05

**Books Recommended:***Text Books:*

1. Ramesh S. Gaonkar, "Microprocessor - Architecture, Programming and Applications with the 8085", Penram International Publication.
2. Ajay Deshmukh, "Microcontrollers", Tata McGraw Hill Publication.
3. M. A. Mazidi, J. G. Mazidi and R. D. Mckinlay, "The 8051 Microcontroller & Embedded systems", Pearson Publication.
4. Lyla Das, "Embedded Systems: An Integrated Approach", Pearson Publication.

*Reference Books:*

1. Brarry B. Bray, "The 8085A Microprocessor software, programming and Architecture", Prentice Hall India Publication.
2. C. Kenneth J. Ayala and D. V. Gadre," The 8051 Microcontroller & Embedded system Using assembly & C", Cengage Learning Publication.
3. Andrew Sloss, Dominic Symes, and Chris Wright," ARM System Developer's Guide", Morgan Kaufmann Publication.

**List of Laboratory Experiments: (Minimum Eight)**

1. To find smallest and largest number from given data string using 8051.
2. To perform multi byte addition.
3. To exchange data blocks using 8051.
4. To generate waveform using 8051.
5. To interface 7-segment display with 8051.
6. To measure pulse width using 8051.
7. To transfer and receive data serially using 8051.
8. To interface key matrix with 8051.
9. To generate waveforms using DAC and 8051.
10. To display the message on LCD using 8051.

Any other experiment based on syllabus may be included, which would help the learner to understand topic/concept.

**Evaluation Scheme:*****Semester End Examination (A):****Theory:*

1. Question paper based on the entire syllabus will comprise of 5 questions (All compulsory, but with internal choice as appropriate), each carrying 15 marks, total summing up to 75 marks.
2. Total duration allotted for writing the paper is 3 hrs.

*Laboratory:*

1. Oral examination will be based on the entire syllabus including, the practicals performed during laboratory sessions.

***Continuous Assessment (B):***

*Theory:*

1. Two term tests of 25 marks each will be conducted during the semester out of which; one will be a compulsory term test (on minimum 02 Modules) and the other can either be a term test or an assignment on live problems or a course project.
2. Total duration allotted for writing each of the paper is 1 hr.
3. Average of the marks scored in both the two tests will be considered for final grading.

*Laboratory: (Term work)*

Term work shall consist of minimum 7 experiments, 1 Power Point Presentation and minimum 2 assignments.

The distribution of marks for term work shall be as follows:

- i. Laboratory work (Performance of Experiments): 15 Marks
- ii. Journal Documentation (Write-up, Power Point Presentation and Assignments): 10 marks

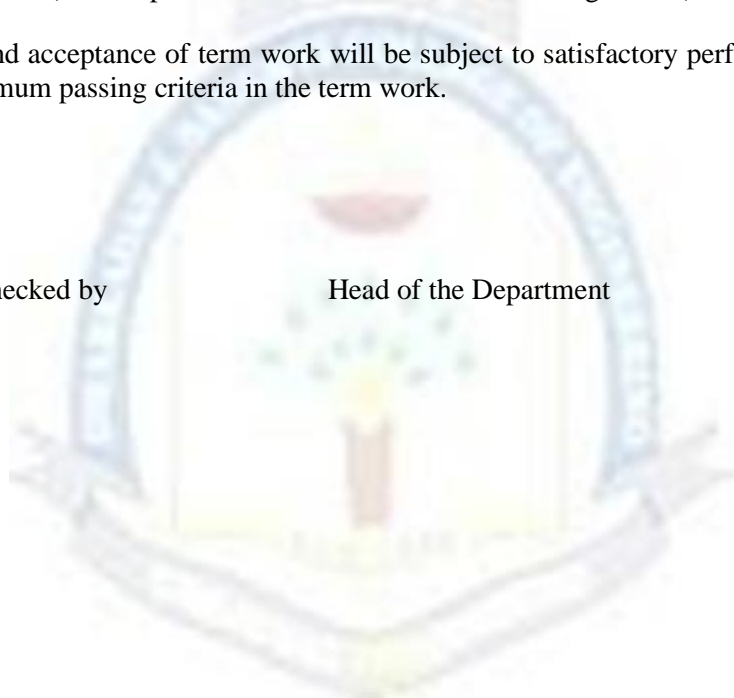
The final certification and acceptance of term work will be subject to satisfactory performance of laboratory work and upon fulfilling minimum passing criteria in the term work.

Prepared by

Checked by

Head of the Department

Principal



## Syllabus for Third Year Electronics and Telecommunication Engineering-Semester V (Autonomous)

<b>Program: Third Year Electronics and Telecommunication Engineering</b>					<b>Semester: V</b>					
<b>Course: Digital Signal Processing</b>					<b>Course Code: DJ19ECC502</b>					
<b>Course: Digital Signal Processing – Laboratory</b>					<b>Course Code: DJ19ECL502</b>					
Teaching Scheme (Hours / week)				Evaluation Scheme						
				Semester End Examination Marks (A)			Continuous Assessment Marks (B)			Total marks (A+ B)
Lectures	Practical	Tutorial	Total Credits	Theory			Term Test 1	Term Test 2	Avg.	
				75			25	25	25	50
				Laboratory Examination			Term work		Total Term work	
				Oral	Practical	Oral & Practical	Laboratory Work	Tutorial / Mini project / presentation/ Journal		50
				25	--	--	15	10		

**Pre-requisite:** Knowledge of

1. Signals and Systems

**Digital Signal Processing (DJ19ECC502)**

**Objectives:**

1. To develop a thorough understanding of DFT and FFT and their applications.
2. To teach the design techniques and performance analysis of digital filters
3. To introduce the students to digital signal processors and its applications.

**Outcomes:** On completion of the course, learner will be able to:

1. Apply the efficient computing algorithms of DFT and FFT in finding the response of the system.
2. Design different types of IIR filters.
3. Design different types of FIR filters.
4. Evaluate the effects of Poles and Zeros in design of digital filters.
5. Understand the architecture of DSP Processors
6. Explain the applications of Digital Signal Processing in different areas of Telecommunication.



## Digital Signal Processing Laboratory (DJ19ECL502)

### Objectives:

1. To apply DFT and FFT algorithms to solve real world applications.
2. To implement the design techniques of digital filters.

### Outcomes: On completion of the course, learner will be able to:

1. Implement DFT and FFT algorithms in finding the response of the system.
2. Design different types of IIR filters.
3. Design different types of FIR filters.
4. Determine effects of Poles and Zeros in the frequency response of digital filters.

Detailed Syllabus:		
Unit	Description	Duration
1	<b>Discrete Fourier Transform &amp; Fast Fourier Transform</b> Definition and Properties of DFT, IDFT, Circular convolution of sequences using DFT and IDFT. Filtering of long data sequences: Overlap-Save and Overlap-Add Method for computation of DFT. Fast Fourier Transforms (FFT), Radix-2 decimation in time and decimation in frequency FFT algorithms, inverse FFT, composite Radix FFT N=2.3, N=3.2.	10
2	<b>IIR Digital Filters</b> Types of IIR Filters (Low Pass, High Pass, Band Pass, Band Stop), Analog filter approximations: Butterworth, Chebyshev I. Mapping of S-plane to Z-plane, impulse invariance method, bilinear transformation method, Design of IIR digital filters (Butterworth and Chebyshev-I) from Analog filters with numerical examples. Effect of Poles and Zeros on the Frequency Response of IIR filters. Position of Poles and Zeros of Low Pass, High Pass, Band Pass, Band Stop, All Pass filters.	10
3	<b>FIR Digital Filters</b> Characteristics of FIR digital filters, Minimum Phase, Maximum Phase, Mixed Phase and Linear Phase (Type 1 to Type 4) FIR Filters. Design of FIR filters using Window techniques (Rectangular, Hamming, Hanning, Blackman, Kaiser), Design of FIR filters using Frequency Sampling technique, Comparison of IIR and FIR filters.	08
4	<b>Poles, Zeros and Filters</b> Effects of poles and zeros in the frequency response of IIR filters (LP, HP, BP, BR/Notch, All Pass filters). Placement of zeros and design of filters in Type1 to Type 4 Linear Phase FIR filters. <b>Finite Word Length effects in Digital Filters</b> Quantization, truncation and rounding, Error due to truncation and rounding.	06
5	<b>DSP Processors</b> Introduction to General Purpose and Special Purpose DSP processors, fixed point and floating-point DSP processor, Computer architecture for signal processing, Harvard Architecture, Pipelining, multiplier and accumulator (MAC), Special Instructions,	04

	Special purpose DSP hardware, Architecture of TMS320CX fixed and floating DSP processors.	
<b>6</b>	<b>Applications of Digital Signal Processing</b> Application of DSP for ECG signals analysis. Application of DSP for Dual Tone Multi Frequency signal detection. Application of DSP for Radar Signal Processing	<b>04</b>

**List of Laboratory Experiments: (Minimum Eight Experiments)**

1. Plot of Discrete Time Signals.
2. Frequency response of LTI systems by DTFT.
3. To perform Discrete Fourier Transform.
4. To implement Circular Convolution of two discrete time sequences.
5. To perform Overlap Add method of DFT for long data sequence.
6. To implement the algorithm of DIT-Fast Fourier Transform.
7. To plot the FFT of Sinusoids with noise.
8. Magnitude and phase response of FIR filter.
9. Design an Analog Butterworth filter with given specifications.
10. Design a Digital IIR Butterworth filter with given specifications.
11. Design an FIR filter by window method.
12. Removal of Noise by a designed filter.

**Books Recommended:**

**Text books:**

1. Proakis J., Manolakis D., "*Digital Signal Processing*", 4th Edition, Pearson Education.
2. Oppenheim A., Schafer R., Buck J., "*Discrete Time Signal Processing*", 2nd Edition, Pearson Education
3. B. Venkata Ramani and M. Bhaskar, "*Digital Signal Processors, Architecture, Programming and Applications*", Tata McGraw Hill, 2004.

**Reference Books:**

1. Emmanuel C. Ifeachor, Barrie W. Jervis, "*Digital Signal Processing*", A Practical Approach by, Pearson Education
2. Sanjit K. Mitra, "*Digital Signal Processing – A Computer Based Approach*", 4th Edition McGraw Hill Education (India) Private Limited.
3. Tarun Kumar Rawat, "*Digital Signal Processing*", Oxford University Press, 2015

**Evaluation Scheme:**

***Semester End Examination (A):***

*Theory:*

1. Question paper based on the entire syllabus will comprise of 5 questions (All compulsory, but with internal choice as appropriate), each carrying 15 marks, total summing up to 75 marks.
2. Total duration allotted for writing the paper is 3 hrs.

*Laboratory:*

Oral examination will be based on the entire syllabus including, the practical performed during laboratory sessions.

***Continuous Assessment (B):***

*Theory:*

1. Two term tests of 25 marks each will be conducted during the semester out of which; one will be a compulsory term test (on minimum 02 Modules) and the other can either be a term test or an assignment on live problems or a course project.
2. Total duration allotted for writing each of the paper is 1 hr.
3. Average of the marks scored in both the two tests will be considered for final grading.

*Laboratory: (Term work)*

Term work shall consist of minimum eight experiments.

The distribution of marks for term work shall be as follows:

- i. Laboratory work (Performance of Experiments): 15 Marks
- ii. Journal Documentation (Write-up, Tutorials): 10 marks

The final certification and acceptance of term work will be subject to satisfactory performance of laboratory work and upon fulfilling minimum passing criteria in the term work.

Prepared by

Checked by

Head of the Department

Principal

## Syllabus for Third Year Electronics and Telecommunication Engineering-Semester V (Autonomous)

<b>Program: Third Year Electronics and Telecommunication Engineering</b>				<b>Semester: V</b>						
<b>Course: Radio Frequency Circuit Design</b>				<b>Course Code: DJ19ECC503</b>						
<b>Course: Radio Frequency Circuit Design - laboratory</b>				<b>Course Code: DJ19ECL503</b>						
Teaching Scheme (Hours / week)				Evaluation Scheme						
				Semester End Examination Marks (A)			Continuous Assessment Marks (B)			Total marks (A+ B)
Lectures	Practical	Tutorial	Total Credits	Theory			Term Test 1	Term Test 2	Avg.	
				75			25	25	25	100
				Laboratory Examination			Term work		Total Term work	
				Oral	Practical	Oral & Practical	Laboratory Work	Tutorial / Mini project / presentation/ Journal		
3	2	--	3+1=4	25	--	--	15	10	25	50

**Pre-requisite:** Knowledge of

1. Electromagnetics and Wave Propagation
2. Electrical Network Analysis and Synthesis
3. Applied Mathematics-III

### Radio Frequency Circuit Design (DJ19ECC503)

**Objectives:**

1. To develop the model for inductor, capacitor and resistor at high frequency.
2. To analyse transmission line using Smith Chart
3. To study application of smith chart for impedance matching
4. To synthesize filter for given specifications

**Outcomes:** On completion of the course, learner will be able to:

1. Apply their knowledge in analyzing inductor, capacitor and resistor at high frequency.
2. Calculate various parameters of transmission line analytically and using Smith Chart.
3. Design matching network using various techniques.

- Analyze the single and Multi-port network using parameters.
- Design the filters for given specifications using insertion loss and image parameter method.

### Radio Frequency Circuit Design (DJ19ECL503)

#### Objectives:

- To develop the model for inductor, capacitor and resistor at high frequency.
- To analyse transmission line using Smith Chart
- Application of smith chart for impedance matching
- To synthesize filter for given specifications

#### Outcomes: On completion of the course, learner will be able to:

- Apply their knowledge in analyzing inductor, capacitor and resistor at high frequency.
- Calculate various parameters of transmission line analytically and using Smith Chart.
- Design/simulate matching network using various techniques.
- Design/Simulate the filters for given specifications using insertion loss and image parameter method.

Detailed Syllabus: (unit wise)		
Unit	Description	Duration
1	<p><b>Single- and Multiport Networks</b></p> <p><b>Basic Definitions</b> Interconnecting Networks, Series Connection of Networks, Parallel Connection of Networks, Cascading Networks</p> <p><b>The Scattering Matrix</b> Reciprocal Networks and Lossless Networks, A Shift in Reference Planes, Power Waves and Generalized Scattering Parameters, Practical Measurements of S-Parameters</p> <p><b>The Transmission (ABCD) Matrix, Relation to Impedance Matrix and Scattering Matrix, Equivalent Circuits for Two-Port Networks</b></p>	06
2	<p><b>Importance of Radio Frequency Design</b></p> <p><b>RF behaviour of Passive Components</b> High-Frequency Resistors, High-Frequency Capacitors, High-Frequency Inductors</p> <p><b>Chip Components and circuit Board Considerations</b> Chip Resistors, Chip Capacitors, Surface-Mounted Inductors</p> <p><b>SMD Assembly Process</b> Solders for SMD Applications, Fluxing and Cleaning, Types of Flux- Organic Soluble</p>	06

	Fluxes, R Flux, RMS Flux, RA Flux, Water Soluble Fluxes and Types Flux Selection, Solder Applications, Curing solder Paste, The Reflow Process, Assembly Methods, Adhesive Applications and Curing, Solder Creams	
<b>3</b>	<p><b>Smith Chart</b></p> <p><b>From Reflection Coefficient to Load Impedance</b></p> <p>Reflection coefficient in Phasor Form, Normalised Impedance Equation, Parametric Reflection Coefficient Equation, Graphical Representation</p> <p><b>Impedance Transformation</b></p> <p>Impedance Transformation for General Load, Standing Wave Ratio, Special Transformation Conditions</p> <p><b>Admittance Transformation</b></p> <p>Parametric Admittance Equation, Additional Graphical Displays</p> <p><b>Z-Y Smith Chart</b></p> <p><b>Parallel and Series Connection of Lumped Elements and their analysis using Smith Chart</b></p> <p>Parallel Connection of R and L, Parallel Connection of R and C, Series Connection of R and L, Series Connection of R and C, T and <math>\pi</math> Network.</p>	<b>10</b>
<b>4</b>	<p><b>Impedance Matching and Tuning</b></p> <p><b>Matching with Lumped Elements (L Networks)</b></p> <p>Analytic Solutions, Smith Chart Solutions</p> <p><b>Impedance Transformers</b></p> <p>Single-Section Quarter-Wave Transformer, Multi-section Quarter-Wave Transformer, Transformers with Uniformly distributed section reflection coefficient, Binomial Multi-section Matching Transformer, Chebyshev Multi-section Matching Transformer, Exact formulation and design of Multi-section Matching Transformer</p> <p><b>Tapered Lines</b></p> <p>Exponential Taper, Triangular Taper, Klopfenstein Taper</p>	<b>10</b>
<b>5</b>	<p><b>RF Filter Design</b></p> <p><b>Basic Resonator and Filter configurations</b></p> <p>Filter Types and Parameters, Low-Pass Filter, High-Pass Filter, Bandpass and Bandstop Filters, Insertion Loss</p> <p><b>Special Filter Realizations using Insertion Loss Method</b></p> <p>Butterworth-Type Filters, Chebyshev-Type Filters, Denormalization of Standard Low-Pass Design</p> <p><b>Filter Implementation</b></p>	<b>10</b>

	Unit Elements, Kuroda's Identities, Microstrip Filter Design <b>Filter Design by the Image Parameter Method</b> Image Impedances and Transfer Functions for Two-Port Networks, Constant-k Filter sections, m-derived Filter Sections, Composite Filters	
--	---	--

**List of Laboratory Experiments: (Minimum Eight)**

1. Characterisation of resistor at high frequency
2. Characterisation of inductor and capacitor at high frequency
3. Analysis of Parallel and Series Connection of Lumped Elements and verification using Smith chart
4. Filter Design by the Image Parameter Method
5. Filter Design by the Insertion Loss Method
6. Matching of Lumped Elements
7. Design of quarter wave transformer
8. Design of Binomial Multi-Section Matching Transformer
9. Numerical from previous years GATE Examination paper.

**Books Recommended:**

*Text books:*

1. Ludwig, Reinhold & Bretchko, Pavel (2007). RF circuit design: Theory and applications (2nd ed). Prentice-Hall, Upper Saddle River, N.J.
2. Pozar, David M. (2012). Microwave Engineering. Hoboken, NJ : Wiley Publication
3. Traister, John (2012). Design Guidelines for Surface Mount Technology, Elsevier.

*Reference books:*

1. Guillermo Gonzalez. (1996). Microwave transistor amplifiers (2nd ed.): Analysis and design. Prentice-Hall, Inc., USA.

**Evaluation Scheme:**

***Semester End Examination (A):***

*Theory:*

1. Question paper based on the entire syllabus will comprise of 5 questions (All compulsory, but with internal choice as appropriate), each carrying 15 marks, total summing up to 75 marks.
2. Total duration allotted for writing the paper is 3 hrs.

*Laboratory:*

1. Oral examination will be based on the entire syllabus including, the practical performed during laboratory sessions

***Continuous Assessment (B):***

*Theory:*

1. Two term tests of 25 marks each will be conducted during the semester out of which; one will be a compulsory term test (on minimum 02 Modules) and the other can either be a term test or an assignment on live problems or a course project.
2. Total duration allotted for writing each of the paper is 1 hr.
3. Average of the marks scored in both the two tests will be considered for final grading.

*Laboratory: (Term work)*

- Term work shall consist of minimum 8 experiments, and a case study based on any one topic is compulsory.

The distribution of marks for term work shall be as follows:

- i. Laboratory work (Performance of Experiments): 15 Marks
- ii. Journal Documentation (Write-up, Assignments, Case study): 10 marks

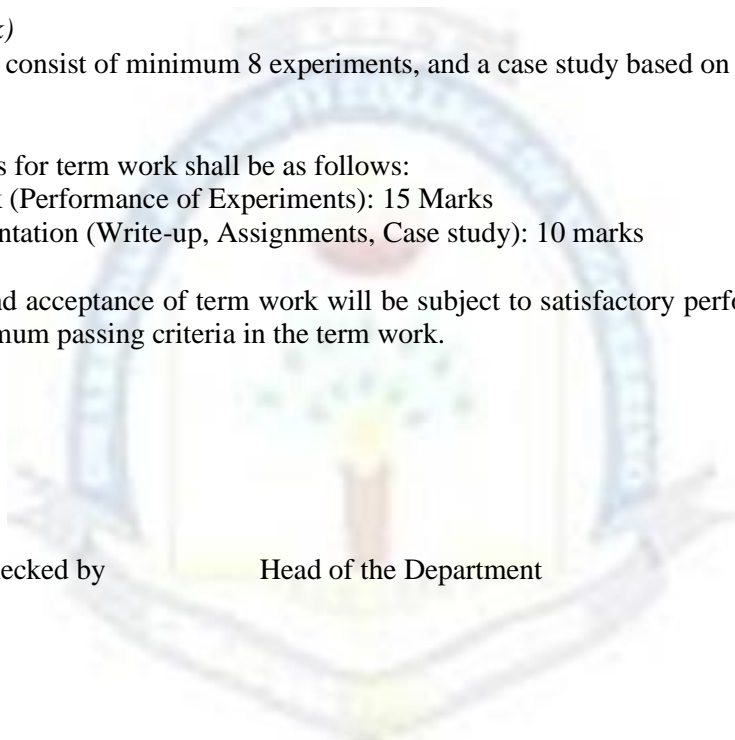
The final certification and acceptance of term work will be subject to satisfactory performance of laboratory work and upon fulfilling minimum passing criteria in the term work.

Prepared by

Checked by

Head of the Department

Principal





## Syllabus for Third Year Electronics and Telecommunication Engineering-Semester V (Autonomous)

<b>Program: Third Year Electronics and Telecommunication Engineering</b>					<b>Semester :V</b>					
<b>Course : Control Systems</b>					<b>Course Code: DJ19ECEC5011</b>					
<b>Course : Control Systems Laboratory</b>					<b>Course Code: DJ19ECCEL5011</b>					
Teaching Scheme (Hours / week)				Evaluation Scheme						
				Semester End Examination Marks (A)			Continuous Assessment Marks (B)			Total marks (A+ B)
Lectures	Practical	Tutorial	Total Credits	Theory			Term Test 1	Term Test 2	Avg.	
				75			25	25	25	100
				Laboratory Examination			Term work		Total Term work	
				Oral	Practical	Oral & Practical	Laborato ry Work	Tutorial / Mini project / presentation/ Journal		
3	2	--	3+1=4	25	--	--	15	10	25	50

**Pre-requisite:** Knowledge of

1. Engineering Mathematics-III & IV
2. Electrical Networks Analysis & Synthesis
3. Signals Systems

### **Control Systems (DJ19ECEC5011)**

**Objectives:**

1. To provide fundamental concept of control systems such as mathematical modelling, time response and frequency response of the system.
2. To develop concepts of stability and its assessment criteria of the system.
3. To study basic concepts of advanced control systems and servo motor.

**Outcomes:** On completion of the course, learner will be able to:

1. Understand the basic concepts of control system.
2. Derive the mathematical model of different type of the systems.
3. Analysis of systems in time and frequency domain.
4. Understand & Find stability of given system using appropriate criteria.
5. Apply the control theory to design the conventional controllers widely used in the industries.

## Control Systems (DJ19ECEL5011)

### Objectives:

1. Understand concepts of the mathematical modeling, feedback control and stability analysis in Time and Frequency domains.
2. Study the effects of poles and zeros location in the s-plane on the transient and steady state behavior.
3. Provide basic knowledge on practical control system applications on machines & electronic devices.
4. Understand and practice the modeling of dynamical systems and its stability using simulation.

**Outcomes:** On completion of the course, learner will be able to:

1. Develop the mathematical model of the physical systems.
2. Analyze the response of the closed and open loop systems.
3. Analyze the stability of the closed and open loop systems.
4. Design the various kinds of compensator.
5. Develop and analyze state space models

### Detailed Syllabus: (unit wise)

Unit	Description	Duration
1	<b>Introduction to Control System Analysis</b> <i>Introduction:</i> Open loop and closed loop systems, feedback and feed forward control structure, examples of control systems. <i>Modeling:</i> Types of models, impulse response model, state variable model, transfer function model. <i>Dynamic Response:</i> Standard test signals, transient and steady state behavior of first and second order systems, steady state errors in feedback control systems and their types.	08
2	<b>Mathematical Modeling of Systems</b> Conversion of block diagram to signal Flow Graph and Vice-versa., Transfer Function models of various Electrical systems, Block diagram reduction for MIMO and SISO systems, signal flow graph, Mason's gain rule.	10
3	<b>State Variable Models</b> <i>State Transition Equation:</i> Concept of state transition matrix, properties of state transition matrix, solution of homogeneous systems, solution of nonhomogeneous systems. <i>Controllability and Observability:</i> Concept of controllability, controllability analysis of LTI systems, concept of observability, observability with Examples.	4
4	<b>Stability Analysis</b> <i>Concepts of Stability and Compensators:</i> Concept of absolute, relative and robust stability, Routh stability criterion, Lead and Lag Compensator. <i>Root Locus Analysis:</i> Root-locus concepts, general rules for constructing root-locus, <i>Bode plot:</i> Magnitude and phase plot; Method of plotting Bode plot; Stability margins on the Bode plots; Stability analysis using Bode plot. <i>Nyquist Criterion:</i> Polar plots, Nyquist stability criterions; Nyquist plot; Gain and phase margins.	12

<b>5</b>	<b>Adaptive Control Systems and Servomechanism</b> Servomotors, Stepper Motors, Synchronous Motors. Optimal Control System, Adaptive control system, Basics of P, PI, and PID Controller and their applications.	<b>06</b>
----------	---	-----------

**List of Laboratory Experiments: (Any Eight)**

1. Effect of zero and pole to the second order closed loop control system
2. Static errors for type 0, type 1, type 2 Control System.
3. Frequency response of a 1<sup>st</sup> order and 2<sup>nd</sup> order control systems.
4. Transfer function of a 1<sup>st</sup> order and 2<sup>nd</sup> order control systems.
5. Effect of Zero and pole to open loop transfer function of a second order system with unity feedback.
6. Design root locus for given control system.
7. Design Bode plot for first and second order control system.
8. Design Nyquist plot for given control system.
9. Verification of observability and controllability for given control system.
10. Transfer functions of P, PI, and PID controller.
11. Servo mechanism and characteristics of servo motor.

**Books Recommended:**

***Text books:***

1. Nagrath, M.Gopal, "Control System Engineering", Tata McGraw Hill.
2. K.Ogata, "Modern Control Engineering, Pearson Education", IIIrd edition
3. V.K . Mehta ,Rohit Mehta, "Principles of Power Systems", S.Chand publications.

***Reference Books:***

1. Madan Gopal, "Control Systems Principles and Design", Tata McGraw hill, 7<sup>th</sup> edition,1997.
2. Normon, "Control System Engineering", John Wiley & sons, 3rd edition.
3. Ajit K.Mandal, "Introduction to Control Engineering", New Age International Publication,2<sup>nd</sup> edition.
4. S.Hasan Saeed, "Automatic Control System",Katson Books,7<sup>th</sup> revised edition.

**Evaluation Scheme:**

***Semester End Examination (A):***

***Theory:***

1. Question paper based on the entire syllabus will comprise of 5 questions (All compulsory, but with internal choice as appropriate), each carrying 15 marks, total summing up to 75 marks.
2. Total duration allotted for writing the paper is 3 hrs.

*Laboratory:*

1. Oral examination will be based on the entire syllabus including, the practicals performed during laboratory sessions.

***Continuous Assessment (B):***

*Theory:*

1. Two term tests of 25 marks each will be conducted during the semester out of which; one will be a compulsory term test (on minimum 02 Modules) and the other can either be a term test or an assignment on live problems or a course project.
2. Total duration allotted for writing each of the paper is 1 hr.
3. Average of the marks scored in both the two tests will be considered for final grading.

*Laboratory: (Term work)*

Term work shall consist of minimum 8 experiments, 1 Power Point Presentation and minimum 2 assignments.

The distribution of marks for term work shall be as follows:

- i. Laboratory work (Performance of Experiments): 15 Marks
- ii. Journal Documentation (Write-up, Power Point Presentation and Assignments): 10 marks

The final certification and acceptance of term work will be subject to satisfactory performance of laboratory work and upon fulfilling minimum passing criteria in the term work.

Prepared by

Checked by

Head of the Department

Principal

## Syllabus for Third Year Electronics and Telecommunication Engineering-Semester V (Autonomous)

<b>Program: Third Year Electronics and Telecommunication Engineering</b>					<b>Semester: V</b>					
<b>Course : Computer Organization and Architecture</b>					<b>Course Code: DJ19ECEC5012</b>					
<b>Course: Computer Organization and Architecture - Laboratory</b>					<b>Course Code: DJ19ECCEL5012</b>					
Teaching Scheme (Hours / week)				Evaluation Scheme						
				Semester End Examination Marks (A)			Continuous Assessment Marks (B)			Total marks (A+ B)
Lectures	Practical	Tutorial	Total Credits	Theory			Term Test 1	Term Test 2	Avg.	
				75			25	25	25	50
				Laboratory Examination			Term work		Total Term work	
				Oral	Practical	Oral & Practical	Laboratory Work	Tutorial / Mini project / presentation/ Journal		25
				25	--	--	15	10		

**Pre-requisite:** Knowledge of

1. Digital System Design

### **Computer Organization and Architecture (DJ19ECEC5012)**

**Objectives:**

1. To conceptualize the basics of organizational and architectural issues of a digital Computer.
2. To analyse performance issues in processor and memory design of a digital Computer.
3. To understand various data transfer techniques in digital computer.
4. To analyse processor performance improvement using instruction level parallelism

**Outcomes:** On completion of the course, learner will be able to:

1. Demonstrate basic structure of computer and its performance
2. Highlight various ALU designs and control unit designs.
3. Recognize different memory organisations aspects.
4. Analyse instruction level parallelism with case study of 8086 processor
5. Compare and contrast different Memory/IO mapping techniques.

## Computer Organization and Architecture (DJ19ECLC5012)

### Objectives:

1. To understand different hardware techniques in ALU
2. To understand different memory organizations and mappings

### Outcomes: On completion of the course, learner will be able to:

1. Implement computer arithmetic operations.
2. Demonstrate different cache mapping techniques.
3. Implement different Memory/IO mapping techniques.
4. Report and present experimental study conducted with valid conclusions.

Detailed Syllabus: (unit wise)		
Unit	Description	Duration
1	<b>Introduction of Computer Organization and Architecture.</b> Basic organization of computer, Evolution of Computers, Von Neumann model. Performance measure of Computer Architecture. Architecture of 8086 family, 8086 Hardware Design, Minimum mode & Maximum mode of Operation. Study of bus controller 8288 & its use in Maximum mode.	6
2	<b>Data Representation and Arithmetic Algorithms</b> Number representation: Binary Data representation, two's complement representation and Floating-point representation. Integer Data arithmetic: Addition, Subtraction. Multiplication: Unsigned & Signed multiplication-Add & Shift Method, Booth's algorithm. Division of integers: Restoring and non-restoring division, signed division, Basics of floating point representation IEEE 754 floating point (Single & double precision) number representation. Floating point arithmetic: Addition, subtraction	6
3	<b>Control Unit</b> Soft wired (Micro programmed) and hardwired control unit, Design methods. Microinstruction sequencing and execution. Micro operations, concepts of Nano programming. Introduction to RISC and CISC architectures and design issues. Introduction to parallel processing concepts, Flynn's classifications, Pipeline processing, instruction pipelining, pipeline stages, pipeline hazards. Case study: 8086	8
4	<b>Programming 8086</b> Instruction formats, basic instruction cycle, Instruction interpretation and sequencing. Addressing modes, Instruction Set, Assembly Language Programming, Mixed Language Programming, Programs based on Stacks, Strings, Procedures, Macros, Timers, Counters & delay.	10
5	<b>Memory Organization</b> Introduction to Memory and Memory parameters. Classifications of primary and Secondary memories. Types of RAM and ROM, Allocation policies, Memory Hierarchy and characteristics. Cache memory: Concept, architecture (L1, L2, L3), Mapping techniques. Cache Coherency, Interleaved and Associative memory.	6

<b>6</b>	<b>I/O Organization</b> Input/output systems, I/O modules and 8089 IO processor. Types of data transfer Techniques: Programmed I/O, Interrupt driven I/O and DMA.	<b>6</b>
----------	---	----------

**List of Laboratory Experiments: (Minimum Eight)**

1. To study Full Adder (7483).
2. To study ALU (74181).
3. To study MASM (Micro Assembler).
4. A program for hexadecimal addition and multiplication.
5. A program for binary multiplication.
6. A program for Hamming code generation, detection and correction.
7. A program for Booth's multiplication
8. A program for LRU page replacement algorithm.
9. A program for FIFO page replacement algorithm.
10. A program to simulate the mapping techniques of Cache memory.
  - 10.1 Direct Mapped cache
  - 10.2 Associative Mapped cache
  - 10.3 Set Associative Mapped cache
11. A program to simulate memory allocation policies.
  - 11.1 First-fit algorithm
  - 11.2 Best-fit algorithm
12. A program to implement serial communication (PC - PC communication).
13. A program to implement parallel communication. (PC - Printer communication).
14. A program for printer simulation.
15. A program for keyboard simulation.

**Books Recommended:**

*Text books:*

1. Carl Hamacher, Zvonko Vranesic and Safwat Zaky, "Computer Organization", Fifth Edition, Tata McGraw-Hill.
2. Douglas V Hall- Microprocessors and Interfacing, Tata McGraw-Hill., 3<sup>rd</sup> edition, 2005  
Microcomputer Systems
3. John P. Hayes, "Computer Architecture and Organization", Third Edition.
4. William Stallings, "Computer Organization and Architecture: Designing for Performance", Eighth Edition, Pearson.

5. B. Govindarajulu, "Computer Architecture and Organization: Design Principles and Applications", Second Edition, Tata McGraw-Hill.

*Reference Books:*

1. Dr. M. Usha, T. S. Srikanth, "Computer System Architecture and Organization", First Edition, Wiley-India.
2. "Computer Organization" by ISRD Group, Tata McGraw-Hill.
3. The 8086 8088 Family Y C Liu And G A Gibson

**Evaluation Scheme:**

***Semester End Examination (A):***

*Theory:*

1. Question paper based on the entire syllabus will comprise of 5 questions (All compulsory, but with internal choice as appropriate), each carrying 15 marks, total summing up to 75 marks.
2. Total duration allotted for writing the paper is 3 hrs.

*Laboratory:*

1. Oral examination will be based on the entire syllabus including, the practicals performed during laboratory sessions.

***Continuous Assessment (B):***

*Theory:*

1. Two term tests of 25 marks each will be conducted during the semester out of which; one will be a compulsory term test (on minimum 02 Modules) and the other can either be a term test or an assignment on live problems or a course project.
2. Total duration allotted for writing each of the paper is 1 hr.
3. Average of the marks scored in both the two tests will be considered for final grading.

*Laboratory: (Term work)*

- Term work shall consist of minimum 8 experiments, and a case study based on any one topic is compulsory.

The distribution of marks for term work shall be as follows:

- i. Laboratory work (Performance of Experiments): 15 Marks
- ii. Journal Documentation (Write-up, Assignments, Case study): 10 marks

The final certification and acceptance of term work will be subject to satisfactory performance of laboratory work and upon fulfilling minimum passing criteria in the term work.

Prepared by

Checked by

Head of the Department

Principal



## Syllabus for Third Year Electronics and Telecommunication Engineering-Semester V (Autonomous)

<b>Program: Third Year Electronics and Telecommunication Engineering</b>					<b>Semester : V</b>				
<b>Course : Basic VLSI</b>					<b>Course Code: DJ19ECEC5013</b>				
<b>Course : Basic VLSI Laboratory</b>					<b>Course Code: DJ19ECCEL5013</b>				
Teaching Scheme (Hours / week)				Evaluation Scheme					
				Semester End Examination Marks (A)			Continuous Assessment Marks (B)		
Lectures	Practical	Tutorial	Total Credits	Theory			Term Test 1	Term Test 2	Avg.
				75			25	25	25
				Laboratory Examination			Term work		Total Term work
				Oral	Practical	Oral & Practical	Laboratory	Tutorial / Mini project / presentati on/ Journal	
				25	--	--	15	10	

### Pre-requisite:

1. Analog Circuit Design
2. Digital System Design.
3. Integrated Circuits

### Basic VLSI (DJ19ECEC5013)

### Objectives:

1. To highlight the circuit design issues in the context of VLSI technology
2. To provide understanding of VLSI circuit design using different design styles.
3. To provide introduction to HDL programming

### Outcomes:

**At the end of course, students will be able to:**

1. Understand transistor scaling and VLSI circuit performance.
2. Realize logic circuits using different design styles.

3. Understand operation of memory, storage circuits and data path elements.
4. Design digital circuits using HDL language.

### Basic VLSI Laboratory (DJ19ECE5013)

#### Objectives:

1. To provide understanding of VLSI circuit design using different design styles.
2. To provide an exposure to HDL programming

#### Outcomes:

##### At the end of course, students will be able to:

1. Simulate voltage transfer characteristics of MOSFET transistor with variations in the various parameters.
2. Draw layout diagrams of NMOS and CMOS logic circuits using lambda based design rules.
3. Design MOSFET based combinational and sequential circuits in different logic styles using different SPICE models.
4. Simulate and synthesize digital circuits using HDL language.
5. Report and present experimental study conducted with valid conclusions.

Detailed Syllabus: (unit wise)		
Unit	Description	Duration
1	<p><b>MOSFET Layout and Scaling</b></p> <p><b>MOSFET Scaling:</b> Types of scaling, short channel effects</p> <p><b>Layout:</b> Lambda based design rules(CMOS), MOSFET capacitances</p>	06
2	<p><b>MOS Circuit Design Styles</b></p> <p><b>CMOS INVERTER Circuit Analysis:</b> Static and dynamic analysis (Noise, propagation delay and power dissipation) of resistive load and CMOS inverter. Comparison of all types of MOS inverters. Design of CMOS inverters and its layout.</p> <p><b>Design styles:</b> Static CMOS, Dynamic CMOS, pass transistor logic, transmission gate , Pseudo NMOS, Domino logic, C<sup>2</sup>MOS, NORA logic, NP Domino logic ,Realization of</p>	14

	Multiplexer (up to 4:1 Mux) , Encoder, Decoder, SR Latch, JK FF, D FF, 1 Bit Shift Register design in different design styles and their layouts	
<b>3</b>	<b>Memory and Storage circuits</b> ROM array, SRAM (operation, design strategy, leakage currents, read /write circuits), layout of SRAM. DRAM (Operation of 1T, 3T, operation modes, refresh operation, Input-Output circuits), layout of DRAM.	08
<b>4</b>	<b>Data path design</b> Full adder, Ripple carry adder, CLA adder, Carry Skip Adder, Carry Save Adder and carry select adder, Array Multiplier, Barrel shifter	08
<b>5</b>	<b>Design methods</b> Semi-custom Full custom design PLA PAL PROM FPGA PLD. Introduction to VHDL.	04

**List of Laboratory Experiments: (Any Eight)**

- 1 To study MOS characterization using simulation software
- 2 Static analysis of CMOS Inverter
- 3 Dynamic analysis of CMOS Inverter
- 4 Multiplexer design using pass transistor and transmission gate logic style
- 5 1-bit CMOS Adder design using static CMOS logic style
- 6 1-bit CMOS mirror Adder design
- 7 To write VHDL/Verilog Program for flip flops
- 8 To write VHDL/Verilog Program for adders
- 9 To write VHDL/Verilog Program for multiplexers
- 10 Design and simulation of barrel shifter circuit in SPICE
- 11 To write HDL code and simulation of barrel shifter

Any other experiment based on syllabus may be included, which would help the learner to understand topic/concept.

**Books Recommended:**

**Textbooks:**

- 1) Sung-Mo Kang and Yusuf Leblebici, “CMOS Digital Integrated Circuits Analysis and Design”, Tata McGraw Hill, 3rd Edition, 2012.
- 2) P. Uyemura, “Introduction to VLSI Circuits and Systems”, John Wiley & Sons.
- 3) Frank Vahid, “Digital Design with RTL design, VHDL and VERILOG”, John Wiley and Sons Publisher

2011.

- 4) Neil H. E. Weste, David Harris and Ayan Banerjee, “CMOS VLSI Design: A Circuits and Systems Perspective”, Pearson Education, 3rd Edition.
- 5) Samir Palnitkar,” Verilog HDL: A Guide to Digital Design and Synthesis”, PHI, Second Edition
- 6) Douglas L. Perry “VHDL: Programming by Example”, McGrawHill, 4th Edition

**Reference Books:**

- 1) Jan M. Rabaey, Anantha Chandrakasan and Borivoje Nikolic, “Digital Integrated Circuits: A Design Perspective”, Pearson Education, 2nd Edition.
- 2) Volnei A. Pedroni, “Circuit Design and Simulation with VHDL”, MIT Press, 2<sup>nd</sup> Edition

**Evaluation Scheme:**

***Semester End Examination (A):***

*Theory:*

1. Question paper based on the entire syllabus will comprise of 5 questions (All compulsory, but with internal choice as appropriate), each carrying 15 marks, total summing up to 75 marks.
2. Total duration allotted for writing the paper is 3 hrs.

*Laboratory:*

1. Oral examination will be based on the entire syllabus including, the practicals performed during laboratory sessions.

***Continuous Assessment (B):***

*Theory:*

1. Two term tests of 25 marks each will be conducted during the semester.
2. Total duration allotted for writing each of the paper is 1 hr.
3. Average of the marks scored in both the two tests will be considered for final grading.

*Laboratory: (Term work)*

Term work shall consist of minimum 8 experiments.

The distribution of marks for term work shall be as follows:

- i. Laboratory work (Performance of Experiments): 15 Marks
- ii. Journal Documentation (Write-up, Power Point Presentation and Assignments): 10 marks

The final certification and acceptance of term work will be subject to satisfactory performance of laboratory work and upon fulfilling minimum passing criteria in the term work.

Prepared by

Checked by

Head of the Department

Principal

## Syllabus for Third Year Electronics and Telecommunication Engineering-Semester V (Autonomous)

<b>Program: Third Year Electronics and Telecommunication Engineering</b>					<b>Semester : V</b>					
<b>Course : Neural Network &amp; Fuzzy Logic</b>					<b>Course Code: DJ19ECEC5014</b>					
<b>Course : Neural Network &amp; Fuzzy Logic- Laboratory</b>					<b>Course Code: DJ19ECCEL5014</b>					
Teaching Scheme (Hours / week)				Evaluation Scheme						
				Semester End Examination Marks (A)			Continuous Assessment Marks (B)			Total marks (A+ B)
Lectures	Practical	Tutorial	Total Credits	Theory			Term Test 1	Term Test 2	Avg.	
				75			25	25	25	100
				Laboratory Examination			Term work		Total Term work	
3	2	--	3+1=4	Oral	Practical	Oral & Practical	Laboratory Work	Tutorial / Mini project / presentation/ Journal		50
				25	--	--	15	10	25	

### Pre-requisite: Knowledge of

1. Engineering Mathematics
2. Probability theory and Random Processes

### Neural Network and Fuzzy Logic (DJ19ECC5014)

#### Objectives:

1. To introduce the concepts and understanding of artificial neural networks and fuzzy logic.
2. To introduce neural network design concepts
3. To expose neural networks based methods to solve real world complex problems
4. To provide knowledge of fuzzy logic to design the real world fuzzy systems

#### Outcomes: On completion of the course, learner will be able to:

1. Train, Calculate and update the weights of the neural networks according to various training rules
2. Specify the working and applications of different types of neural networks.
3. Apply neural networks in pattern / character recognition, Function approximation, classification.
4. Design fuzzy sets for various applications and Solve fuzzy set theory problems.
5. Design fuzzy controller for various engineering application.

## Neural Network and Fuzzy Logic (DJ19ECE5014)

### Objectives:

1. To apply neural networks based methods to solve real world complex problems
2. To apply knowledge of fuzzy logic to design the real world fuzzy systems

### Outcomes: On completion of the course, learner will be able to:

1. Simulate Supervised / Unsupervised Neural Network for generating desired output using MATLAB simulator.
2. Simulate Supervised / Unsupervised Neural Network for various applications like character recognition, pattern classification.
3. Design Fuzzy Controllers for different applications of automation using MATLAB simulator.
4. Report and present experimental study conducted with valid conclusions.

Detailed Syllabus: (unit wise)		
Unit	Description	Duration
1	<b>Introduction to Neural Networks</b> Introduction, Humans and Computers, Organization of the Brain, Biological Neuron, Biological and Artificial Neuron Models, Characteristics of ANN, McCulloch-Pitts Model, Historical Developments, Potential Applications of ANN.	4
2	<b>Essentials of Artificial Neural Networks</b> Artificial Neuron Model, Operations of Artificial Neuron, Types of Neuron Activation Function, ANN Architectures, Classification Taxonomy of ANN – Connectivity, Learning Strategy (Supervised, Unsupervised, Reinforcement), Learning Rules.	4
3	<b>Supervised Neural Networks</b> Feed forward neural network, Single-Layer feed forward architecture, Multiple-Layer feed forward architecture, Types of feed forward networks, Multi-layer perceptron, Training MLP: The back-propagation algorithm, Introduction to the concept of Support Vector Machine based classifier, GRADIENT-DESCENT algorithm, Generalization, Factors to be considered, Assessing the success of learning, Metrics for evaluation of classification method, Steps to use neural networks to data, Over fitting, Detecting over fit models: Cross validation	10
4	<b>Unsupervised Learning Neural Networks</b> Competitive Learning Networks – Maxnet, Mexican Hat Net, Kohonen Self-Organizing Networks – architecture, training algorithm, K-means and LMS algorithms, Radial Basis	10

	Function (RBF) neural network – architecture and algorithm, and Discrete Hopfield networks.	
5	<p><b>Fuzzy logic:</b></p> <p>Introduction to fuzzy logic, Basic Fuzzy logic theory, Fuzzy sets - properties &amp; operations, Fuzzy relation - Operations on fuzzy relations, Fuzzy Membership functions, Fuzzy Rules and Fuzzy Reasoning, Fuzzification and Defuzzification methods, Fuzzy Inference Systems, Mamdani Fuzzy Models, Fuzzy knowledge based controllers, Sugeno Fuzzy Models.</p>	7
6	<p><b>Applications of Fuzzy Logic and Fuzzy Systems:</b></p> <p>Fuzzy pattern recognition, fuzzy C-means clustering, fuzzy image processing, Simple applications of Fuzzy knowledge based controllers like washing machines, home heating system, and train break control.</p>	7

**List of Laboratory Experiments: (Minimum Eight)**

1. Fuzzy Set Operations: AND, OR, D-Morgan's theorem
2. (a) Simulation of Mamdani Fuzzy Inference System for washing machine control.  
(b) Summary of research paper based on Fuzzy logic
3. Simulation of Sugeno Fuzzy Inference System for given application
4. Simulation of Mamdani Fuzzy Inference System for image processing application. (Edge detection)
5. Write a program for perceptron training algorithm and test it for two input AND & OR gate function
6. Write a program for training and testing of Multilayer Perceptron for two input EX-OR gate
7. Write a program for training and testing of Multilayer Perceptron for character recognition application
8. Program for Radial basis neural network for interpolation application
9. Write a program for training and testing of RBF for pattern classification application
10. Kohonen Self Organising map for image classification
11. Case study.

## **Books Recommended:**

### *Text books:*

1. S. N. Sivanandam and S. N. Deepa *Introduction to Soft computing*, Wiley India Publications
2. Timothy J. Ross, *Fuzzy Logic with Engineering Applications*, Wiley India Publications
3. John Yen and Reza Langari, *Fuzzy Logic- Intelligence, Control and Information*, Pearson Publications.
4. S. Rajasekaran and G. A. Vijayalakshmi Pai, *Neural Networks, Fuzzy Logic, and Genetic Algorithms*, PHI

### *Reference Books:*

1. J. S. R. Jang, C.T. Sun, and E. Mizutani, *Neuro-Fuzzy and Soft Computing*, PHI
2. Simon Haykin, *Neural Network- A Comprehensive Foundation*, Pearson Education
3. J. M. Zurada, *Introduction to Artificial Neural Systems*, Jaico publishers
4. S. N. Sivanandam, S. Sumathi, and S. N. Deepa, *Introduction to Neural Network Using Matlab* Tata McGraw-Hill Publications
5. Bart Kosko, *Neural networks and Fuzzy Systems*, Pearson Education

## **Evaluation Scheme:**

### ***Semester End Examination (A):***

#### *Theory:*

1. Question paper based on the entire syllabus will comprise of 5 questions (All compulsory, but with internal choice as appropriate), each carrying 15 marks, total summing up to 75 marks.
2. Total duration allotted for writing the paper is 3 hrs.

#### *Laboratory:*

1. Oral examination will be based on the entire syllabus including, the practicals performed during laboratory sessions.

### ***Continuous Assessment (B):***

#### *Theory:*

1. Two term tests of 25 marks each will be conducted during the semester out of which; one will be a compulsory term test (on minimum 02 Modules) and the other can either be a term test or an assignment on live problems or a course project.
2. Total duration allotted for writing each of the paper is 1 hr.
3. Average of the marks scored in both the two tests will be considered for final grading.

#### *Laboratory: (Term work)*

- Term work shall consist of minimum 8 experiments, and a case study based on any one topic is compulsory.



The distribution of marks for term work shall be as follows:

- i. Laboratory work (Performance of Experiments): 15 Marks
- ii. Journal Documentation (Write-up, Assignments, Case study): 10 marks

The final certification and acceptance of term work will be subject to satisfactory performance of laboratory work and upon fulfilling minimum passing criteria in the term work.

Prepared by

Checked by

Head of the Department

Principal



## Syllabus for Third Year Electronics and Telecommunication Engineering-Semester V (Autonomous)

<b>Program: Third Year Electronics and Telecommunication Engineering</b>					<b>Semester : V</b>					
<b>Course : Operating Systems</b>					<b>Course Code: DJ19ECEC5015</b>					
<b>Course : Operating Systems- Laboratory</b>					<b>Course Code: DJ19ECEL5015</b>					
Teaching Scheme (Hours / week)				Evaluation Scheme						
				Semester End Examination Marks (A)			Continuous Assessment Marks (B)			Total marks (A+ B)
Lectures	Practical	Tutorial	Total Credits	Theory			Term Test 1	Term Test 2	Avg.	
				75			25	25	25	100
				Laboratory Examination			Term work		Total Term work	
				Oral	Practical	Oral & Practical	Laboratory Work	Tutorial / Mini project / presentation/ Journal		
3	2	--	3+1=4	25	--	--	15	10	25	50

**Pre-requisite:** Knowledge of

1. Microprocessor
2. Computer systems

### Operating Systems (DJ19ECEC5015)

#### Objectives:

1. To introduce operating system as a resource manager, its evolutions and fundamentals.
2. To help student understand concept of process and different process (linear and concurrent) Scheduling policies.
3. To help student familiar with memory, file and I/O management policies.

**Outcomes:** On completion of the course, learner will be able to:

1. Understand the role of an operating system, its function and issues.
2. Compare between different algorithms used for management and scheduling of processes, Memory and input-output operation.
3. Appreciate the role of various productivity enhancing tools.

## Operating Systems laboratory (DJ19ECEL5015)

### Objectives:

1. To gain practical experience with designing and implementing concepts of operating systems.
2. To familiarize students with the architecture of Linux OS.
3. To learn programmatically to implement simple operation system mechanisms.

**Outcomes:** On completion of the course, learner will be able to:

1. Demonstrate basic operating system commands, system calls and shell scripts.
2. Implement various process scheduling algorithm and evaluate their performance.
3. Implement and analyze concepts of synchronization and deadlocks.
4. Demonstrate and analyze concepts of file management and I/O management techniques.

<b>Detailed Syllabus: (unit wise)</b>		
<b>Unit</b>	<b>Description</b>	<b>Duration</b>
<b>1</b>	<b>Fundamental of Operating System(OS):</b> Definition, objectives, functions, evolution, services, types, and different views of OS Operating System as a resource manager, system calls, and shell, Monolithic systems, layered systems, client server model, monolithic kernel and Microkernel.	<b>04</b>
<b>2</b>	<b>Process Management and Memory Management :</b> Process, process creation, process control block, process states, process state transition diagram, Scheduling queues and schedulers, preemptive and non- preemptive scheduling algorithms, types of threads, multithreading models, Race condition, critical section, mutual exclusion, semaphores, monitors, Multiprogramming with fixed and variable partitions, memory allocation strategies, Logical and physical address space, paging and segmentation, Concept, performance of demand paging, page replacement algorithms, Deadlock Problem, deadlock characterization, deadlock prevention and deadlock avoidance deadlock detection and recovery	<b>08</b>
<b>3</b>	<b>File Management and Input Output Management :</b> File Naming, File Structure, File Types, File Access, File Attributes, File Operations, Memory Mapped Files, Implementing Files, contiguous allocation, linked list allocation, indexed allocations, Single level directory system, Two level directory system, Hierarchical Directory System, Principles of Input/output H/W: I/O Devices, Device Controllers, Direct Memory Access, Principles of Input/output S/W: Goals Of I/O S/W, Interrupt Handler, Device Driver, Device Independent I/O Software, Disks : RAID levels, Disks Arm Scheduling Algorithms, Management of free blocks.	<b>08</b>
<b>4</b>	<b>Unix Operating System:</b> History of UNIX, UNIX Goals, Unix Shell, interfaces to Unix, UNIX utility programs, Traditional UNIX Kernel, Modern UNIX Systems, Unix process management: Concept,	<b>08</b>

	Scheduling in Unix, Unix Memory management: Paging, Page replacement strategies, Unix file management: I-node, File allocation, I/O management, Unix Security measures.	
<b>5</b>	<b>Linux Operating System:</b> History, Linux Processes and Thread management, Scheduling in Linux, Linux System calls, Memory management: Virtual memory, Buddy Algorithm, Page replacement policy, Linux File System, I/O management: Disk Scheduling, Advantages of Linux and Unix over Windows.	<b>08</b>
<b>6</b>	<b>Real Time Operating System(RTOS):</b> Introduction, Characteristics of real-time operating systems, Real Time task Scheduling, Modeling Timing constraints, Table-driven scheduling, Cyclic schedulers, Earliest Deadline First (EDF) scheduling, Rate Monotonic Algorithm( RMA)	<b>04</b>

#### **List of Laboratory Experiments: (Minimum Eight)**

1. To implement linux commands.
2. To implement linux shell script.
3. To implement any one the basic commands of linux like ls, cp, mv and others using kernel APIs.
4. To implement preemptive and non-preemptive algorithms.
5. To implement concept of deadlock.
6. To implement concept of memory management.
7. To implement demand and virtual memory implementation.
8. To implement file allocation strategies.
9. To implement disk scheduling techniques.

#### **Books Recommended:**

##### *Text books:*

1. Tanenbaum, “*Modern Operating Systems*”, III<sup>rd</sup> Edition, PHI.
2. William Stallings, “*Operating System-Internal & Design Principles*”, VI<sup>th</sup> Edition, Pearson.
3. Achyut S. Godbole, “*Operating Systems*”, 2nd edition, Tata McGraw Hill

*Reference books:*

1. Silberschatz A., Galvin P., and Gagne G, “*Operating Systems Concepts*”, VIII<sup>th</sup> Edition Wiley.
2. Richard Blum and Christine Bresnahan, “*Linux Command Line & Shell Scripting*”, 2nd edition, Wiley
3. Rajib Mall, “*Real-Time Systems: Theory and Practice*,” Pearson, 2008.

**Evaluation Scheme:**

***Semester End Examination (A):***

*Theory:*

1. Question paper based on the entire syllabus will comprise of 5 questions (All compulsory, but with internal choice as appropriate), each carrying 15 marks, total summing up to 75 marks.
2. Total duration allotted for writing the paper is 3 hrs.

*Laboratory:*

1. Oral examination will be based on the entire syllabus including, the practicals performed during laboratory sessions.

***Continuous Assessment (B):***

*Theory:*

1. Two term tests of 25 marks each will be conducted during the semester out of which; one will be a compulsory term test (on minimum 02 Modules) and the other can either be a term test or an assignment on live problems or a course project.
2. Total duration allotted for writing each of the paper is 1 hr.
3. Average of the marks scored in both the two tests will be considered for final grading.

*Laboratory: (Term work)*

- Term work shall consist of minimum 8 experiments, and a case study based on any one topic is compulsory.

The distribution of marks for term work shall be as follows:

- i. Laboratory work (Performance of Experiments): 15 Marks
- ii. Journal Documentation (Write-up, Assignments, Case study): 10 marks

The final certification and acceptance of term work will be subject to satisfactory performance of laboratory work and upon fulfilling minimum passing criteria in the term work.

Prepared by

Checked by

Head of the Department

Principal

## Syllabus for Third Year Electronics and Telecommunication Engineering-Semester V (Autonomous)

<b>Program: Third Year Electronics and Telecommunication Engineering</b>					<b>Semester : V</b>					
<b>Course : Power Electronics</b>					<b>Course Code: DJ19ECEC5016</b>					
<b>Course : Power Electronics- Laboratory</b>					<b>Course Code: DJ19ECCEL5016</b>					
Teaching Scheme (Hours / week)				Evaluation Scheme						
				Semester End Examination Marks (A)			Continuous Assessment Marks (B)			Total marks (A+ B)
Lectures	Practical	Tutorial	Total Credits	Theory			Term Test 1	Term Test 2	Avg.	
				75			25	25	25	100
				Laboratory Examination			Term work		Total Term work	
				Oral	Practical	Oral & Practical	Laboratory Work	Tutorial / Mini project / presentation/ Journal		
3	2	--	3+1=4	25	--	--	15	10	25	50

**Pre-requisite:** Knowledge of

1. Electrical Network Analysis and Synthesis
2. Analog Circuit Designs

**Power Electronics (DJ19ECEC5016)**

**Objectives:**

1. Understand power electronic devices and their characteristics
2. Analyze power electronics based rectifiers, inverters and choppers.

**Outcomes:** On completion of the course, learner will be able to:

1. Discuss trade-offs involved in power semiconductor devices.
2. Design of triggering, commutation and protection circuits for SCRs.
3. Analyze different types of single-phase rectifiers and DC-DC converters.
4. Analyze different types of DC-AC converters (inverters).
5. Analyze different types of AC Voltage Controllers and Cycloconvertors.

## Power Electronics Laboratory (DJ19ECEL5016)

### Objectives:

1. Apply various triggering mechanism and commutators techniques to build rectifier and inverter.
2. Apply switching techniques to design converters and Cycloconvertors

**Outcomes:** On completion of the course, learner will be able to:

1. Implement firing circuits for SCR using switching devices.
2. Implement half and Full wave rectifier using diodes and SCR.
3. Simulate to validate controlled rectifier using various industrial load.
4. Report and present experimental study conducted with valid conclusions.

<b>Detailed Syllabus: (unit wise)</b>		
<b>Unit</b>	<b>Description</b>	<b>Duration</b>
<b>1</b>	<b>Power semiconductor devices:</b> Principle of operation of SCR, static and dynamic characteristics, gate Characteristics. Principle of operation, characteristics, ratings and applications of: TRIAC, DIAC, MOSFET and power BJT. IGBT: basic structure, principle of operation, equivalent circuit, latch-up in IGBT's and V-I characteristics.	<b>08</b>
<b>2</b>	<b>SCR: Triggering, commutation and Protection Circuits:</b> Methods of turning ON SCR (types of gate signal), firing circuits (using R, RC, UJT, Ramp and pedestal, inverse cosine). Design of commutation circuits. Protection of SCR	<b>08</b>
<b>3</b>	<b>Single-phase Controlled Rectifiers</b> Introduction to uncontrolled rectifiers, Half wave controlled rectifiers with R, RL load, effect of free-wheeling diode Full wave fully controlled rectifiers (centre-tapped, bridge configurations), full-wave half-controlled (semi-converters) with R, RL load, effect of freewheeling diode and effect of source inductance. Calculation of performance parameters, input performance parameters (input power factor, input displacement factor (DF), input current distortion factors (CDF), input current harmonic factor (HF/THD), Crest Factor (CF)), output performance parameters.	<b>08</b>
<b>4</b>	<b>Inverters:</b> Introduction to basic and improved series/parallel inverters, limitations. Introduction, principle of operation, performance parameters of Single phase half / full bridge voltage source inverters with R and R-L load, Voltage control of single phase inverters using PWM techniques, harmonic neutralization of inverters, applications	<b>08</b>

<b>5</b>	<p><b>DC-DC converters:</b>  Basic principle of step up and step down DC-DC converters, DC-DC switching mode regulators:  Buck, Boost, Buck-Boost, Cuk Regulators (CCM mode only).  Voltage commutated, current commutated and load commutated DC-DC converters  Applications in SMPS, Battery charging systems.  Introduction, single phase and three phase Cycloconvertors, applications</p>	<b>08</b>
----------	--	-----------

**List of Laboratory Experiments: (Minimum Eight)**

1. To study characteristics of SCR, DIAC, TRIAC.
2. To study characteristics of IGBT, MOSFET and Power BJT.
3. To implement Firing circuit for SCR using UJT.
4. To study of Half wave and Full wave rectifiers using diodes.
5. To study of half wave and Full wave controlled rectifiers.
6. To implement Buck converter, Boost converter and Buck-Boost converter.
7. To Study Cycloconvertors.
8. Simulation of single-phase half wave and Full wave rectifier circuit.
9. Simulation of controlled rectifier with R and RL load.
10. Simulation of controlled rectifier with (i) Source Inductance (ii) Freewheeling diode.

**Books Recommended:**

*Text books:*

1. M. H. Rashid, “*Power Electronics*”, Prentice-Hall of India
2. Ned Mohan, “*Power Electronics*”, Undeland, Robbins, John Wiley Publication
3. P. S. Bhimbra, “*Power Electronics*”, Khanna Publishers, 2012

*Reference books:*

1. M.D. Singh and K. B. Khanchandani, “*Power Electronics*”, Tata McGraw Hill
2. Ramamurthy, “*Thyristors and Their Applications*”, East-West Publications, 2<sup>nd</sup> Editions.
3. P. C. Sen, “*Modern Power Electronics*”, Wheeler Publication



## **Evaluation Scheme:**

### ***Semester End Examination (A):***

#### *Theory:*

1. Question paper based on the entire syllabus will comprise of 5 questions (All compulsory, but with internal choice as appropriate), each carrying 15 marks, total summing up to 75 marks.
2. Total duration allotted for writing the paper is 3 hrs.

#### *Laboratory:*

1. Oral examination will be based on the entire syllabus including, the practicals performed during laboratory sessions.

### ***Continuous Assessment (B):***

#### *Theory:*

1. Two term tests of 25 marks each will be conducted during the semester out of which; one will be a compulsory term test (on minimum 02 Modules) and the other can either be a term test or an assignment on live problems or a course project.
2. Total duration allotted for writing each of the paper is 1 hr.
3. Average of the marks scored in both the two tests will be considered for final grading.

#### *Laboratory: (Term work)*

- Term work shall consist of minimum 8 experiments, and a case study based on any one topic is compulsory.

The distribution of marks for term work shall be as follows:

- i. Laboratory work (Performance of Experiments): 15 Marks
- ii. Journal Documentation (Write-up, Assignments, Case study): 10 marks

The final certification and acceptance of term work will be subject to satisfactory performance of laboratory work and upon fulfilling minimum passing criteria in the term work.

Prepared by

Checked by

Head of the Department

Principal

## Syllabus for Third Year Electronics and Telecommunication Engineering-Semester V (Autonomous)

<b>Program: Third Year Electronics &amp; Telecommunication Engineering</b>				<b>Semester : V</b>					
<b>Course : Data Structures &amp; Algorithms</b>				<b>Course Code: DJ19ECSBC1</b>					
<b>Course : Data Structures &amp; Algorithms - Laboratory</b>				<b>Course Code: DJ19ECSBL1</b>					
Teaching Scheme (Hours / week)				Evaluation Scheme					
				Semester End Examination Marks (A)			Continuous Assessment Marks (B)		
Lectures	Practical	Tutorial	Total Credits	Theory			Term Test 1	Term Test 2	Avg.
				75			25	25	25
				Laboratory Examination			Term work		Total Term work
2	2	--	2+1=3	Oral	Practical	Oral & Practical	Laboratory Work	Tutorial / Mini project / presentation/ Journal	
				--	--	--	15	10	25
							25		

**Pre-requisite:** Knowledge of  
Basic C programming

**Objectives:**

1. Understand and remember algorithms and its analysis procedure.
2. Introduce the concept of data structures through ADT including List, Stack, Queues.
3. To design and implement various data structure algorithms.
4. To introduce various techniques for representation of the data in the real world.
5. To develop application using data structure algorithms.
6. Compute the complexity of various algorithms.

**Data Structure & Algorithms (DJ19ECSBC1)**

**Outcomes:** On completion of the course, learner will be able to:

1. Understand basic data structures such as arrays, linked lists, stacks and queues.
2. Solve problem involving graphs, trees and heaps
3. Apply Algorithm for solving problems like sorting, searching, insertion and deletion of data
4. Determine and analyze the complexity of given Algorithms.

**Data Structure Laboratory & Algorithms (DJ19ECSBL1)**

**Outcomes:** On completion of the course, learner will be able to:

1. communicate the result of their work and describe an algorithm.
2. Calculate the Big O of diverse non-recursive algorithms and use it to compare efficiency.
3. Implement Binary Search Trees, Max/Min-Heaps, Priority Queues

4. Program basic sorting algorithms (such as Insertion, Selection, Merge and Quick)

<b>Detailed Syllabus: (unit wise)</b>		
<b>Unit</b>	<b>Description</b>	<b>Duration</b>
<b>1</b>	<b>Introduction to Data structures and Algorithms</b> Introduction to Data structures, Need of Data structures, Types of Data structures : Linear and nonlinear data structures Arrays, Stacks, Queue, Linked list and Tree, Graph, Recursion, ADT (Abstract Data type). Introduction to Analysis, Algorithms, characteristics of an algorithms, Time and Space complexities, Order of growth functions, Asymptotic notations	06
<b>2</b>	<b>Stack</b> Introduction to Stack, Stack as ADT, Operations on stack, Application of stack: – reversing string, Polish notations	06
<b>3</b>	<b>Queue</b> Introduction to Queue, Queue as ADT, Operations on Queue, Linear representation of queue, Circular Queue, Priority Queue, De-queue, Application of Queues	04
<b>4</b>	<b>Linked List</b> Introduction to Linked List, Basic concept of Linked List, Memory allocation & de allocation of Linked list, Singly Linked list, Doubly Linked list, Circular linked list, Operations on linked list, Linked representation of stack, Linked representation of Queue, Application of linked list.	08
<b>5</b>	<b>Sorting and Searching</b> Introduction to Sorting: Bubble Sort, Selection Sort, Insertion Sort, Quick Sort, Merge Sort, Heap Sort, Shell Sort, Radix sort. Analysis of Sorting Techniques. Comparison of sorting Techniques Introduction to Searching: Linear search, Binary search, Hashing Techniques, Different Hash functions, Collision & Collision resolution techniques, Analysis of searching Techniques.	08
<b>6</b>	<b>Trees &amp; Graph</b> Introduction to Trees, Definitions & Tree terminologies, Binary tree representation, Operations on binary tree, Traversal of binary trees, Binary search tree, Threaded Binary tree, Expression tree, Application of Trees Introduction to Graph, Introduction Graph Terminologies, Graph Representation, Type of graphs, Graph traversal: Depth first search (DFS) & Breadth First search (BFS), Minimum Spanning Tree : Prim's & Kruskal's Shortest Path Algorithm – Dijkstra's Algorithm. Applications of graph	10

**Books Recommended:**

*Text books:*

1. Data structures using C by Tenenbaum, Langsam, Augenstein, Pearson.
2. Data Structures using C, Reema Thareja, Oxford.
3. C and Data structures, Prof. P.S. Deshpande, Prof. O.G. Kakde, Dreamtech Press.

4. Introduction to Data Structure and its Applications Jean-Paul Tremblay, P. G. Sorenson

*Reference Books:*

1. Data Structures Using C & C++, Rajesh K. Shukla, Wiley- India.
2. Data Structures and Algorithm Analysis in C ,Mark A.Weiss ,Pearson
3. ALGORITHMS Design and Analysis, Bhasin, OXFORD.
4. Computer Algorithms by Ellis Horowitz and Sartaj Sahni, Universities Press.

List of experiments:

1. WAP to implement stack menu driven program.
2. WAP to implement Infix to Postfix Transformation and its evaluation program.
3. WAP to implement double ended queue menu driven program.
4. WAP to implement different operations on linked list –copy, concatenate, split, reverse, count no. of nodes.
5. WAP to implement construction of expression tree using postfix expression.
6. WAP to implement Quick Sort, Merge sort and Heap Sort menu driven program.
7. WAP to implement hashing functions with different collision resolution techniques.

*Laboratory: (Term work)*

Term work shall consist of minimum 7 experiments, 1 Power Point Presentation and minimum 2 assignments.

The distribution of marks for term work shall be as follows:

- i. Laboratory work (Performance of Experiments): 15 Marks
- ii. Journal Documentation (Write-up, Power Point Presentation and Assignments): 10 marks

The final certification and acceptance of term work will be subject to satisfactory performance of laboratory work and upon fulfilling minimum passing criteria in the term work.

Prepared by

Checked by

Head of the Department

Principal

## Syllabus for Third Year Electronics and Telecommunication Engineering-Semester V (Autonomous)

<b>Program: Third Year Electronics &amp; Telecommunication Engineering</b>					<b>Semester : V</b>					
<b>Course : Database Management System - Laboratory</b>					<b>Course Code: DJ19ECSBL2</b>					
Teaching Scheme (Hours / week)				Evaluation Scheme						
				Semester End Examination Marks (A)			Continuous Assessment Marks (B)			Total marks (A+ B)
Lectures	Practical	Tutorial	Total Credits	Theory			Term Test 1	Term Test 2	Avg.	
				--			--	--	--	--
				Laboratory Examination			Term work		Total Term work	
				Oral	Practical	Oral & Practical	Laboratory Work	Tutorial / Mini project / presentation/ Journal		
--	2		1	--	--	--	15	10	25	

**Pre-requisite:** Knowledge of

1. Computer Programming

**Objectives:**

1. Learn and practice data modeling using the entity-relationship and developing database designs.
2. Understand the use of Structured Query Language (SQL) and learn SQL syntax.

**Outcomes:**

On completion of the course, learner will be able to:

1. Analyze a case study and create ER diagram of the scenario and able to create Database schema from this using given software and SQL.
2. Write basic SQL queries to apply constraints, insert rows, do basic operations like alter, update and delete, to use basic aggregate functions and retrieve information from databases.
3. Perform normalization on tables by analyzing functional dependencies.
4. Write SQL queries to make joins and views on table.
5. Perform nested queries and triggers.

## List of Laboratory Experiments

Experiments are based on theory topics given below

**Introduction to databases:** Characteristics of databases, Users of Database system, Database architecture, Data abstraction, Different data models.

**The Entity-Relationship (ER) Model:** Types of entities and Attributes, Keys, Relationship constraints: Cardinality and Participation.

**Relational Database :**Relational schema and concept of keys, Mapping ER model to Relational Model, Constraints, types of constrains, Integrity constraints, Normalization 1NF,2NF,3NF,BCNF

1. Identify the case study and detail statement of problem. Design an Entity-Relationship (ER) model.
2. Convert the designed ER model to a Relational Database and create required tables (DATA DEFINITION STATEMENTS) and apply the constraints like Primary Key, Foreign key, NOT NULL to the tables.

**SQL:** SQL Data Definition and Data Types, Specifying Constraints in SQL, Basic Retrieval Queries in SQL, INSERT, DELETE, and UPDATE Statements in SQL, Views (Virtual Tables) in SQL, aggregate functions, nested sub queries, JOINTS, Triggers.

3. Write SQL statements for inserting rows (INSERT) and implementing ALTER, UPDATE and DELETE
4. Perform following aggregate functions: MAX (), MIN (), AVG (), COUNT ()
5. Identify dependencies in a table and accordingly convert it to 1NF, 2NF, 3NF and BCNF
6. Perform SELECT statement for retrieval of data from Database.
7. Perform various JOIN operations on Tables.
8. Create views and access data from it using SQL statements.
9. Perform queries for triggers
10. Perform Nested queries
11. Case study

### Text Books:

1. A Silberschatz, H Korth, S Sudarshan, —Database System and Concepts, Fifth Edition McGraw-Hill
2. Rob, Coronel, —Database Systems, Seventh Edition, Cengage Learning.
3. Ramez Elmasri, Shamkant B. Navathe, —Fundamentals of Database System, Seventh Edition, Person.
4. G. K. Gupta: —Database Management Systems, McGraw – Hill.

**Reference Books:**

1. Peter Rob and Carlos Coronel, —Database Systems Design, Implementation and Managementl, Thomson Learning, 5th Edition.
2. P.S. Deshpande, —SQL and PL/SQL for Oracle 11g, Black Bookl, Dreamtech Press
3. Mark L. Gillenson, Paulraj Ponniah, —Introduction to Database Managementl, Wiley
4. Raghu Ramkrishnan and Johannes Gehrke, —Database Management Systemsl, TMH
5. Debabrata Sahoo —Database Management Systemsl Tata McGraw Hill, Schaum’s Outline

**Evaluation Scheme:**

*Laboratory: (Term work)*

Term work shall consist of 10 experiments and one case study.

The distribution of marks for term work shall be as follows:

- i. Laboratory work (Performance of Experiments): 15 Marks
- ii. Journal Documentation (Write-ups, Case study): 10 marks

The final certification and acceptance of term work will be subject to satisfactory performance of laboratory work and upon fulfilling minimum passing criteria in the term work.

Prepared by

Checked by

Head of the Department

Principal

## Syllabus for Third Year Electronics and Telecommunication Engineering-Semester V (Autonomous)

<b>Program: Third Year B.Tech. in Electronics and Telecommunication</b>				<b>Semester: V</b>						
<b>Course: Professional and Business Communication Laboratory</b>				<b>Course Code: DJ19IHL2</b>						
Teaching Scheme (Hours / week)				Evaluation Scheme						
				Semester End Examination Marks (A)			Continuous Assessment		Marks (B)	Total marks (A+ B)
Lectures	Practical	Tutorial	Total Credits	Theory			Term Test 1	Term Test 2	Avg.	
				--			--	--	--	--
				Laboratory Examination			Term work		Total Term work	50
				Oral	Practical	Oral & Practical	Laboratory Work	Tutorial / Mini project / presentation/ Journal		
--				2			--	--	---	50

\*2 hrs. Theory (Class wise) and 2 hrs. Tutorial (Batch wise)

### Pre-requisite:

Basic course in Effective Communication Skills

### Objectives:

1. To inculcate professional and ethical attitude at the workplace
2. To enhance communication and interpersonal skills
3. To develop effective presentation skills
4. To hone written skills for technical documentation

### Outcomes: On completion of the course, learner will be able to:

1. Plan, organize and write technical documents like reports, proposals and research papers in the prescribed format using appropriate language and style with an understanding of ethics in written communication
2. Apply techniques of writing resume, participating in a group discussion and facing interviews
3. Develop interpersonal skills in professional and personal situations
4. Understand the documentation process of meetings and conduct meetings in a professional manner
5. Understand communication across cultures and work ethics
6. Design and deliver effective presentations using Power Point



<b>Detailed Syllabus: (unit wise)</b>		
<b>Unit</b>	<b>Description</b>	<b>Duration</b>
<b>Unit 1: Technical Writing</b>		
	<b>Report Writing:</b> Types of report, parts of formal report, collection of data and survey analysis, pre-writing of report, language and style in reports, formatting of reports, referencing in report <b>Proposal Writing:</b> Types of technical proposals, format of proposal, language and style, presentation of proposal <b>Technical Paper Writing:</b> Parts of a technical paper, language and formatting, referencing in IEEE format <b>Plagiarism:</b> Types of plagiarism, consequences of plagiarism	<b>08</b>
<b>Unit 2: Employment Skills</b>		
	<b>Group Discussion:</b> Purpose of a GD, types of GD, criteria for evaluating a GD, Dos and Don'ts of a GD, Tips to be successful in GD <b>Cover Letter &amp; Resume Writing:</b> Format and content of cover letter, types of resume, structure, content and formatting of resume <b>Interview Skills:</b> Types and modes of interview, Preparation for interview, Dos and Don'ts of interview, frequently asked questions during interview	<b>06</b>
<b>Unit 3: Introduction to Interpersonal Skills</b>		
	<b>Emotional Intelligence:</b> Definition, difference between IQ and EQ, how to develop EQ <b>Leadership:</b> Types of leadership, leadership styles, case studies <b>Team Building:</b> Difference between group and team, importance of team work, strategies to be a good team player <b>Time Management:</b> Importance of time management, cultural views of time, 80/20 rule, time wasters, setting priorities and goals, <b>Conflict Management:</b> Types of conflicts, strategies to manage conflict, case studies	<b>05</b>
<b>Unit 4: Meetings and Documentation</b>		
	Planning and preparation for meetings, strategies for conducting effective meetings, notice, agenda and minutes of a meeting, business meeting etiquettes	<b>02</b>
<b>Unit 5: Cross-cultural communication and Ethics</b>		
	Communication across cultures, professional and work ethics, responsible use of social media, introduction to Intellectual Property Rights	<b>03</b>
<b>Unit 6: Presentation Skills</b>		
	Presentation strategies, overcoming stage fear, techniques to prepare effective PowerPoint presentation	<b>02</b>

#### **List of Assignments**

1. Business Proposal (PowerPoint presentation)
2. Resume writing
3. Interpersonal Skills (documentation of activity)
4. Meetings and Documentation (Notice, Agenda, Minutes of Mock Meetings)
5. Business ethics
6. Presentation Skills

**Books Recommended:**

Reference Books

1. Fred Luthans, “Organizational Behavior”, McGraw Hill, edition
2. Lesiker and Petit, “Report Writing for Business”, McGraw Hill, edition
3. Huckin and Olsen, “Technical Writing and Professional Communication”, McGraw Hill
4. Wallace and Masters, “Personal Development for Life and Work”, Thomson Learning, 12th edition
5. Heta Murphy, “Effective Business Communication”, Mc Graw Hill, edition
6. Sharma R.C. and Krishna Mohan, “Business Correspondence and Report Writing”, Tata McGraw-Hill Education
7. Ghosh, B. N., “Managing Soft Skills for Personality Development”, Tata McGraw Hill. Lehman,
8. Bell, Smith, “Management Communication” Wiley India Edition, 3<sup>rd</sup> edition.
9. Dr. Alex, K.,” Soft Skills”, S Chand and Company
10. Subramaniam, R., “Professional Ethics” Oxford University Press.

**Evaluation Scheme:**

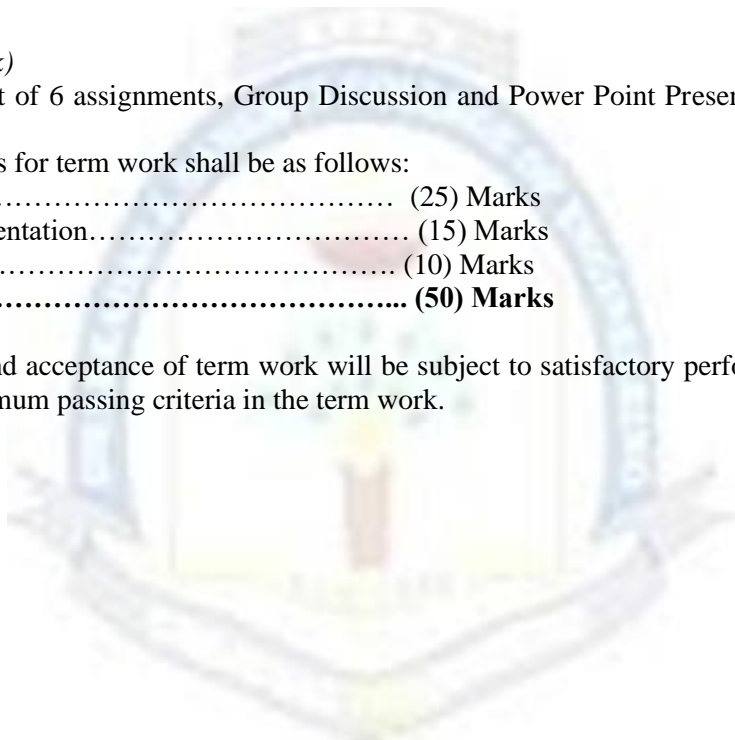
*Laboratory: (Term work)*

Term work shall consist of 6 assignments, Group Discussion and Power Point Presentation based on the written report

The distribution of marks for term work shall be as follows:

Assignments .....	(25) Marks
Project Report and Presentation.....	(15) Marks
Group Discussion.....	(10) Marks
<b>TOTAL: .....</b>	<b>(50) Marks</b>

The final certification and acceptance of term work will be subject to satisfactory performance of laboratory work and upon fulfilling minimum passing criteria in the term work.



Prepared by

Checked by

Head of the Department

Principal

## Syllabus for Third Year Electronics and Telecommunication Engineering-Semester V (Autonomous)

<b>Program: Third Year Electronics &amp; Telecommunication Engineering</b>				<b>Semester : V</b>					
<b>Course : Innovative Product Development-3 (DJ STRIKE)</b>				<b>Course Code: DJ19ILL1</b>					
Teaching Scheme (Hours / week)				Evaluation Scheme					
				Semester End Examination Marks (A)			Continuous Assessment Marks (B)		
Lectures	Practical	Tutorial	Total Credits	Theory			Term Test 1	Term Test 2	Avg.
				--			--	--	--
				Laboratory Examination			Term work		Term work Avg.
				Oral	Practical	Oral & Practical	Review 1	Review 2	
--	2	--	1	25	--	--	25	25	25
									<b>50</b>

### Objectives:

1. To determine the goals, resource requirements of project and produce them in the form of documentation.
2. To learn effective utilization of time and project management skills.
3. To address the real-world projects, to connect theory with practice as per recent industrial trends.
4. To integrate knowledge and skills from various areas through more complex and multidisciplinary projects.

### Outcomes: On completion of the course, learner will be able to:

1. Identify various approaches to complete a project.
2. Demonstrate project work by considering scope, time, costs and quality
3. Pursue a collaborative project environment with team members.
4. Demonstrate the survey of several available literatures in the preferred field of study.
5. Improve the software/ hardware skills, problem solving skills, conceptual skills and communication skills.

### Syllabus: Domain knowledge (any beyond) needed from the following areas for the effective implementation of the project:

1. Microcontroller and Embedded Systems, Signal Processing, Microwave and Antennas, Networking and Internet of Things, Data science and Big data, Communication, Web and Application development, Robotics, AI and Machine learning

The above areas can be updated based on the technological innovations and development needed for specific project.

**Guidelines:** The main purpose of this activity is to improve the students' documentation and technical skills to find the cost effective solution. Guidelines are as follows:

1. The project work is to be carried out by a group of 4/5/6 students(2/3 second year and 2/3 third year students)
2. Each group is allotted a final year student as a mentor and a faculty member as a guide.
3. Project topics will be floated in various domains. Each group submits three project topic preferences, out of which one topic is allotted in discussion with faculty guide and faculty coordinator.
4. Each group will identify the hardware and software requirement for their problem statement.
5. Each group will be reviewed twice in a semester (August and October) and marks will be allotted based on the various points mentioned in the evaluation scheme.
6. In the first review of this semester, each group is expected to complete the literature survey, documentation and budgeting of the project.
7. In the second review of this semester, each group is expected to complete 30% of project.
8. Subsequent reviews will be carried out in sixth semester.

### **Evaluation Scheme:**

#### ***Semester End Examination (A):***

##### *Laboratory:*

Oral examination should be conducted by Internal and External examiners. Students have to give presentation and demonstration based on their project.

#### ***Continuous Assessment (B):***

##### *Laboratory: (Term work)*

Each group will be reviewed twice in a semester by faculty guide and faculty coordinator based on the following criteria:

- Objective and Expected outcome
- Long term social impact
- Innovativeness and Motivation
- Documentation
- Simulation effectiveness
- Literature survey and Comparative Methodology
- Project Progress/Implementation
- Overall Presentation and Team work

Each review consists of 25 marks. Average of the marks scored in both the two reviews will be considered for final grading. The final certification and acceptance of TW ensures the satisfactory performance on the above aspects.

Prepared by

Checked by

Head of the Department

Principal

**Syllabus for Third Year Electronic and Telecommunication Engineering - Semester VI (Autonomous)**

<b>Program: Third Year Electronic and Telecommunication Engineering</b>				<b>Semester : VI</b>					
<b>Course : Digital Communication</b>				<b>Course Code: DJ19ECC601</b>					
<b>Course : Digital Communication – Laboratory</b>				<b>Course Code: DJ19ECL601</b>					
Teaching Scheme (Hours / week)				Evaluation Scheme					
				Semester End Examination Marks (A)		Continuous Assessment Marks (B)			Total marks (A+ B)
Lectures	Practical	Tutorials	Total Credits	Theory			Term Test 1	Term Test 2	
				75			25	25	25
3	2	--	3+1=4	Laboratory Examination			Term work		Total Term work
				Oral	Practical	Oral & Practical	Laboratory Work	Tutorial / Mini project / presentation/ Journal	
				25	--	--	15	10	25
									50

**Pre-requisite:** Knowledge of

1. Signal and System
2. Random Signal Analysis
3. Analog Communication

**Digital Communication (DJ19ECC601)**

**Objectives:**

1. Learn about theoretical bounds on the rates of digital communication system and represent a digital signal using several modulation methods
2. Draw signal space diagrams, compute spectra of modulated signals and apply redundancy for reliable communication.

**Outcomes:** On completion of the course, learner will be able to:

1. Understand the basics of information theory and coding techniques.
2. Determine the minimum number of bits per symbol required to represent the source and the maximum rate at which a reliable communication can take place over the channel.
3. Describe and determine the performance of different waveform techniques for the generation of digital representation of signals.
4. Determine methods to mitigate inter symbol interference in baseband transmission system.

- Describe and determine the performance of different error control coding schemes for the reliable transmission of digital representation of signals and information over the channel of Communication systems.

### Digital Communication Laboratory (DJ19ECL601)

#### Objectives:

- Apply theoretical bounds on the rates of digital communication system and represent a digital signal using several modulation methods
- Draw signal space diagrams, compute spectra of modulated signals and apply redundancy for reliable communication.

#### Outcomes: On completion of the course, learner will be able to:

- Encode the messages for the given information source and compare various source coding algorithms for the given information source and to quantify the average information content of it using appropriate simulation tools
- Apply different error control coding techniques, design encoders for the given specifications using appropriate simulation tools
- Compare and analyze various modulation techniques on the basis of signal space representation, power spectral density, spectral efficiency and probability of error using appropriate simulation tools
- Report and present experimental study conducted with valid conclusions.

Detailed Syllabus: (unit wise)		
Unit	Description	Duration
1	<b>Information theory and source coding:</b> Block diagram and sub-system description of a digital communication system, measure of information and properties, entropy and its properties, Source Coding, Shannon's Source Coding Theorem, Shannon-Fano Source Coding, Huffman Source Coding, Differential Entropy, joint and conditional entropy, mutual information and channel capacity, channel coding theorem, channel capacity theorem.	08
2	<b>Baseband Modulation and Transmission:</b> Discrete PAM signals and its power spectra, Inter-symbol interference, Nyquist criterion for zero ISI, sinusoidal roll-off filtering, correlative coding, equalizers, and eye pattern.	04
3	<b>Band pass Modulation and Demodulation:</b> Band pass digital transmitter and receiver model, digital modulation schemes <b>Generation, detection, signal space diagram, spectrum, bandwidth efficiency, and probability of error analysis of:</b> Amplitude Shift Keying (ASK), Frequency Shift Keying (FSK) Modulations, Binary Phase Shift Keying (BPSK) Modulation, Quaternary Phase Shift Keying (QPSK), M-ary PSK Modulations, Quadrature Amplitude Modulation (QAM), Minimum Shift Keying (MSK), Comparison between bandwidth and bit rate, applications of digital modulation schemes	12
4	<b>Optimum Reception of digital Signal:</b>	06

	Baseband Receiver, Probability of Error, Optimum Receiver and filter, Matched filter and its probability of error, Coherent Reception	
5	<b>Error Control Systems:</b> Types of error control, error control codes <b>Linear Block Codes:</b> vector spaces, vector sub spaces, generator matrix, systematic linear block codes, parity check matrix, syndrome testing ,error correction, and decoder implementation <b>Cyclic codes:</b> Algebraic structure of cyclic codes, binary cyclic code properties, encoding in systematic form, circuits for dividing polynomials, systematic encoding with shift register and error detection <b>Convolution Codes:</b> Time domain and transform domain approach, graphical representation, code tree, trellis, state diagram, decoding methods, maximum likelihood decoding, and free distance	12

### List of Laboratory Experiments: (Any Seven)

- 1 Entropy and Mutual Information
- 2 Source Coding Algorithms(Huffman coding)
- 3 Linear block codes(Error detection and correction)
- 4 Cyclic codes(comparison of performance of coded and uncoded system)
- 5 Convolutional Encoding - Time domain approach
- 6 ASK, FSK And PSK
- 7 Generation and Detection of Binary Amplitude shift keying(BASK)
- 8 Generation of Binary FSK signal modulation (FSK)
- 9 Observing Eye pattern

Any other experiment based on syllabus may be included, which would help the learner to understand topic/concept.

### Books Recommended:

Textbooks:

1. Haykin Simon, "Digital Communication Systems," John Wiley and Sons, New Delhi, Forth Edition, 2014.
2. H. Taub, D. Schilling, and G. Saha, "Principles of Communication Systems," Tata Mc-Graw Hill, New Delhi, Third Edition, 2012.
3. Lathi B P, and Ding Z., "Modern Digital and Analog Communication Systems," Oxford University Press, Fourth Edition, 2009.

Reference Books:

1. Sklar B, and Ray P. K., "Digital Communication: Fundamentals and applications," Pearson, Dorling Kindersley (India), Delhi, Second Edition, 2009.
2. T L Singal, "Analog and Digital Communication," Tata Mc-Graw Hill, New Delhi, First Edition, 2012.
3. P Ramakrishna Rao, "Digital Communication," Tata Mc-Graw Hill, New Delhi, First Edition, 2011.
4. M F Mesiya, "Contemporary Communication systems", Mc-Graw Hill, Singapore, First Edition, 2013.

### Evaluation Scheme:

#### Semester End Examination (A):

Theory:

1. Question paper based on the entire syllabus will comprise of 5 questions (All compulsory, but with internal choice as appropriate), each carrying 15 marks, total summing up to 75 marks.
2. Total duration allotted for writing the paper is 3 hrs.

*Laboratory:*

1. Oral examination will be based on the entire syllabus including, the practicals performed during laboratory sessions.

***Continuous Assessment (B):***

*Theory:*

1. Two term tests of 25 marks each will be conducted during the semester out of which; one will be a compulsory term test (on minimum 02 Modules) and the other can either be a term test or an assignment on live problems or a course project.
2. Total duration allotted for writing each of the paper is 1 hr.
3. Average of the marks scored in both the two tests will be considered for final grading.

*Laboratory: (Term work)*

- Term work shall consist of minimum 7 experiments, 1 Power Point Presentation and minimum 2 assignments.

The distribution of marks for term work shall be as follows:

- i. Laboratory work (Performance of Experiments): 15 Marks
- ii. Journal Documentation (Write-up, Power Point Presentation and Assignments): 10 marks

The final certification and acceptance of term work will be subject to satisfactory performance of laboratory work and upon fulfilling minimum passing criteria in the term work.

Prepared by

Checked by

Head of the Department

Principal



<b>Program: Third Year Electronics and Telecommunication Engineering</b>				<b>Semester : VI</b>						
<b>Course: Radiating Systems</b>				<b>Course Code: DJ19ECC602</b>						
<b>Course: Radiating Systems - laboratory</b>				<b>Course Code: DJ19ECL602</b>						
Teaching Scheme (Hours / week)				Evaluation Scheme						
				Semester End Examination Marks (A)			Continuous Assessment Marks (B)			Total marks (A+ B)
Lectures	Practical	Tutorial	Total Credits	Theory			Term Test 1	Term Test 2	Avg.	
				75			25	25	25	100
				Laboratory Examination			Term work		Total Term work	
				Oral	Practical	Oral & Practical	Laboratory Work	Tutorial / Mini project / presentation/ Journal		
3	2	--	3+1=4	25	--	--	15	10	25	50

**Pre-requisite:** Knowledge of  
Electromagnetics and Wave Propagation

### **Radiating Systems (DJ19ECC602)**

#### **Objectives:**

1. To learn fundamental parameters of Antenna
2. To learn about linear wire antenna elements and Antenna arrays
3. To learn about Special types of Antennas
4. To learn measurement procedures of Antenna parameters

**Outcomes:** On completion of the course, learner will be able to:

1. Explain and measure basic antenna parameters like radiation pattern, input impedance, gain and polarization.
2. Derive the field equations for the basic radiating elements like linear wire antenna and loop antenna.
3. Design of uniform linear and planar antenna arrays using isotropic and directional Sources.
4. Design regular shape microstrip antennas and aperture antennas.

## Radiating Systems laboratory (DJ19ECL602)

### Objectives:

1. To understand the behavior of various antennas and antenna arrays by plotting their radiation patterns
2. To design and test wired antennas, microstrip antennas and aperture antennas

### Outcomes: On completion of the course, learner will be able to:

1. Demonstrate the structure and operation of various antennas and plot radiation patterns using MATLAB
2. Design and fabricate Linear wire antennas such as monopoles and dipoles and special antennas like MSAs, Horn and Yagi-Uda antennas for a given frequency
3. Design Antenna Arrays for Isotropic and Directional sources.
4. Use antenna simulation software in design of various antennas.

Detailed Syllabus: (unit wise)		
Unit	Description	Duration
1	<p><b>Antenna Fundamentals</b> Review of Maxwells equations and vector potential wave equation. Antenna Parameters: Near field and far field radiation, dual equations for electric and magnetic current sources, radiation Mechanism, basic antenna parameters, Radiation pattern, radiation power density, radiation intensity, beam width, directivity, Antenna efficiency, Gain, beam efficiency, bandwidth, polarization, input impedance, antenna vector effective length and equivalent areas, antenna radiation efficiency, FRIIS transmission equation</p> <p><b>Measurement of Antenna parameters</b> Input Impedance, Radiation Pattern, Gain (Two and Three antenna, method), Polarization.</p>	12
2	<p><b>Wire Elements: Dipoles, Monopoles, Loops and Helical</b> Infinitesimal dipole, radiation fields, radiation resistance, radiation sphere, near field, far field directivity, small dipole, finite length dipole, half wave length dipole, linear elements near or on infinite perfect conductors, Monopole antenna, Folded dipole. Design of dipole and monopole antenna</p> <p><b>Loop Antenna:</b> Small circular loop, comparison of small loop with short dipole, Ferrite loop, radiation patterns its parameters and their application.</p> <p><b>Helical Antennas:</b> Input impedance matching, Axial mode and normal mode propagation, Circular polarization using Helical Antenna</p>	10
3	<p><b>Arrays</b></p>	10

	Linear arrays, Array of two isotropic point sources, linear arrays of N elements, principle of pattern multiplication applicable to non-isotropic sources, Phase scanning arrays, broadside and End-fire Array, Increased Directivity end fire array, Calculations of Directivity, Beam width, Maxima and null directions for N-element Array, basics of planar arrays  Design of Yagi antenna and Log Periodic antenna	
<b>4</b>	<b>Microstrip Antenna</b>  Microstrip antenna (MSA): Introduction, Feeding Techniques, Regular Shape MSAs (Rectangular, Circular, Equilateral Triangular), Design of Regular shape MSAs	<b>06</b>
<b>5</b>	<b>Aperture Antennas</b>  Horn Antennas: E-Plane Sectoral Horn, H-Plane Sectoral Horn, Pyramidal Horn, Conical Horn Reflector Antennas: Introduction, Plane Reflector, Corner Reflector, Parabolic Reflector, Design considerations	<b>06</b>

#### **List of Laboratory Experiments: (Minimum Eight)**

1. Study of Antenna types
2. Plot Radiation Pattern of dipole and monopole using Antenna trainer kit/ simulation software
3. Plot Radiation Pattern of dipole for varying length using simulation software
4. Design of RMSA using simulation software
5. Design of CMSA using simulation software
6. Design of ETMSA using simulation software
7. Plot Radiation Patterns of microstrip antenna using Antenna trainer kit
8. Design of Broad side-end fire array
9. Study of pattern multiplication
10. Design of phase scanning array

#### **Books Recommended:**

##### *Text books:*

1. C. A. Balanis, Antenna Theory: Analysis and Design (3rd eds.), John Wiley & Sons, Hoboken, NJ, 2005.
2. J. D. Kraus, R. J. Marhefka, A.S. Khan —Antennas & Wave Propagation, McGraw Hill Publications, 4th Edition, 2011
3. G. Kumar, K. P. Ray, Broadband Microstrip Antenna, Artech House, 2002.

##### *Reference books:*

1. Stutzman, Theile, — Antenna Theory and Design, John Wiley and Sons, 3rd Edition
2. R. E. Collin, —Antennas and Radio Wave Propagation, International Student Edition, McGraw Hill.

## **Evaluation Scheme:**

### ***Semester End Examination (A):***

#### *Theory:*

1. Question paper based on the entire syllabus will comprise of 5 questions (All compulsory, but with internal choice as appropriate), each carrying 15 marks, total summing up to 75 marks.
2. Total duration allotted for writing the paper is 3 hrs.

#### *Laboratory:*

1. Oral examination will be based on the entire syllabus including, the practicals performed during laboratory sessions.

### ***Continuous Assessment (B):***

#### *Theory:*

1. Two term tests of 25 marks each will be conducted during the semester out of which; one will be a compulsory term test (on minimum 02 Modules) and the other can either be a term test or an assignment on live problems or a course project.
2. Total duration allotted for writing each of the paper is 1 hr.
3. Average of the marks scored in both the two tests will be considered for final grading.

#### *Laboratory: (Term work)*

- Term work shall consist of minimum 8 experiments.

The distribution of marks for term work shall be as follows:

- i. Laboratory work (Performance of Experiments): 15 Marks
- ii. Journal Documentation (Write-up, Assignments): 10 marks

The final certification and acceptance of term work will be subject to satisfactory performance of laboratory work and upon fulfilling minimum passing criteria in the term work.

Prepared by

Checked by

Head of the Department

Principal

## Syllabus for Third Year Electronic and Telecommunication Engineering - Semester VI (Autonomous)

<b>Program: Third Year Electronics and Telecommunication Engineering</b>				<b>Semester : VI</b>					
<b>Course: Fundamentals of Digital Image Processing</b>				<b>Course Code: DJ19ECC603</b>					
<b>Course: Fundamentals of Digital Image Processing – Laboratory</b>				<b>Course Code: DJ19ECL603</b>					
Teaching Scheme (Hours / week)				Evaluation Scheme					
				Semester End Examination Marks (A)			Continuous Assessment Marks (B)		
Lectures	Practical	Tutorial	Total Credits	Theory			Term Test 1	Term Test 2	Avg.
				75			25	25	25
				Laboratory Examination			Term work		Total Term work
				Oral	Practical	Oral & Practical	Laboratory Work	Tutorial / Mini project / presentation/ Journal	
				25	--	--	15	10	25

**Pre-requisite:** Knowledge of

1. Engineering Mathematics-IV
2. Digital Signal Processing

### **Fundamentals of Digital Image Processing (DJ19ECC603)**

**Objectives:**

1. To cover the fundamentals, mathematical models and transformation techniques in digital image processing.
2. To develop time and frequency domain techniques for image enhancement.

**Outcomes:** On completion of the course, learner will be able to:

1. Understand and analyze concept of sampling, quantization and various color models in image processing
2. Implement various image enhancement algorithms in spatial domain
3. Apply different image Transforms in applications
4. Apply various filters for image restoration
5. Recognize different shapes using various representation/segmentation techniques and classify the object using different classification methods

## Fundamentals of Digital Image Processing Laboratory (DJ19ECL603)

### Objectives:

1. Apply various image processing techniques and algorithms for developing different practical applications
2. Apply different classification and clustering techniques for object recognition and classification

**Outcomes:** On completion of the course, learner will be able to:

1. To apply Spatial Domain Image Enhancement using different Neighborhood and point processing techniques
2. To apply frequency domain Image Enhancement techniques
3. To implement region-based segmentation
4. To perform morphological operations on Image
5. To restore noisy images using various digital filters

Detailed Syllabus: (unit wise)		
Unit	Description	Duration
1	<b>Digital Image Fundamentals:</b> Steps in Digital Image Processing, Components, Image Sampling and Quantization <b>Color Image Processing:</b> Color Fundamentals Color models	04
2	<b>Image Enhancement (point processing):</b> Image Negative, Thresholding, Gray level slicing with and without background, power law and log transform, Contrast Stretching, Histogram equalization and Histogram Specification <b>Image Enhancement in Spatial Domain (Neighborhood processing):</b> Basics of Spatial Filtering, Generating Spatial Filter Masks–Smoothing and Sharpening Spatial Filtering <b>Image Transforms:</b> 1-D DFT, 2-D Discrete Fourier Transform and Its Inverse, Some Properties of 2D DFT, Walsh -Hadamard, Discrete Cosine Transform, Haar Transform, Slant Transform <b>Image Enhancement in Frequency Domain:</b> The Basics of Filtering in the Frequency Domain, Smoothing and Sharpening frequency domain filters	12
3	<b>Morphology:</b> Erosion and Dilation, Opening and Closing, The Hit or-Miss Transformation. <b>Restoration:</b> Noise models – Mean Filters – Order Statistics – Adaptive filters –wiener filter	06
4	<b>Point, Line, and Edge Detection:</b> Detection of Isolated Points, Line detection, edge models, basic and advance edge detection, Edge linking and boundary detection, Canny's edge detection algorithm <b>Thresholding:</b> Foundation, Role of illumination, Basic Global thresholding, Otsu's method <b>Region Based segmentation:</b> Region Growing, Region Splitting and merging, Relationships between pixels, Hough transform <b>Region Identification:</b> chain code, simple geometric border representation, Fourier Transform of boundaries, Boundary description using segment sequences	12
5	<b>Object Recognition:</b> Knowledge representation, Classification Principles, Classifier setting, Classifier Learning, Support vector machine, Kernels, cluster analysis, K means Clustering	08

### **List of Laboratory Experiments: (Minimum Eight)**

1. To perform basic Image Processing, Geometric, Arithmetic and Logical operations on images
  2. To perform Spatial Domain Image Enhancement using different Point Processing techniques
  3. To perform Spatial Domain Image Enhancement using different Neighborhood Processing techniques
  4. To perform Histogram equalization
  5. Application of Harr transform in image processing
  6. To perform frequency domain Image Enhancement techniques
  7. To perform region-based segmentation
  8. To perform morphological operations on Image
  9. To perform edge detection using basic and advanced techniques
  10. To perform Image restoration using various filters
  11. To perform classification using Support Vector Machine
  12. To perform clustering using K-means algorithm
- Any other experiment based on syllabus may be included, which would help the learner to understand topic/concept.

### **Books Recommended:**

#### *Text books:*

1. Gonzales and Woods, —Digital Image Processing, Pearson Education, India, Third Edition,
2. Milan Sonka, Vaclav Hlavac, Roger Boyle, —Image Processing, Analysis, and Machine Vision, Cengage Engineering, 3rd Edition, 2013

#### *Reference books:*

1. Anil K.Jain, —Fundamentals of Image Processing, Prentice Hall of India, First Edition, 1989.
2. W Pratt, —Digital Image Processing, Wiley Publication, 3rd Edition, 2002

### **Evaluation Scheme:**

#### ***Semester End Examination (A):***

#### *Theory:*

1. Question paper based on the entire syllabus will comprise of 5 questions (All compulsory, but with internal choice as appropriate), each carrying 15 marks, total summing up to 75 marks.
2. Total duration allotted for writing the paper is 3 hrs.

#### *Laboratory:*

1. Oral examination will be based on the entire syllabus including, the practicals performed during laboratory sessions.

***Continuous Assessment (B):***

*Theory:*

1. Two term tests of 25 marks each will be conducted during the semester out of which; one will be a compulsory term test (on minimum 02 Modules) and the other can either be a term test or an assignment on live problems or a course project.
2. Total duration allotted for writing each of the paper is 1 hr.
3. Average of the marks scored in both the two tests will be considered for final grading.

*Laboratory: (Term work)*

Term work shall consist of minimum 8 experiments and an assignment based on any topic from the syllabus.

The distribution of marks for term work shall be as follows:

- i. Laboratory work (Performance of Experiments): 15 Marks
- ii. Journal Documentation (Write-up, Assignments, Case study): 10 marks

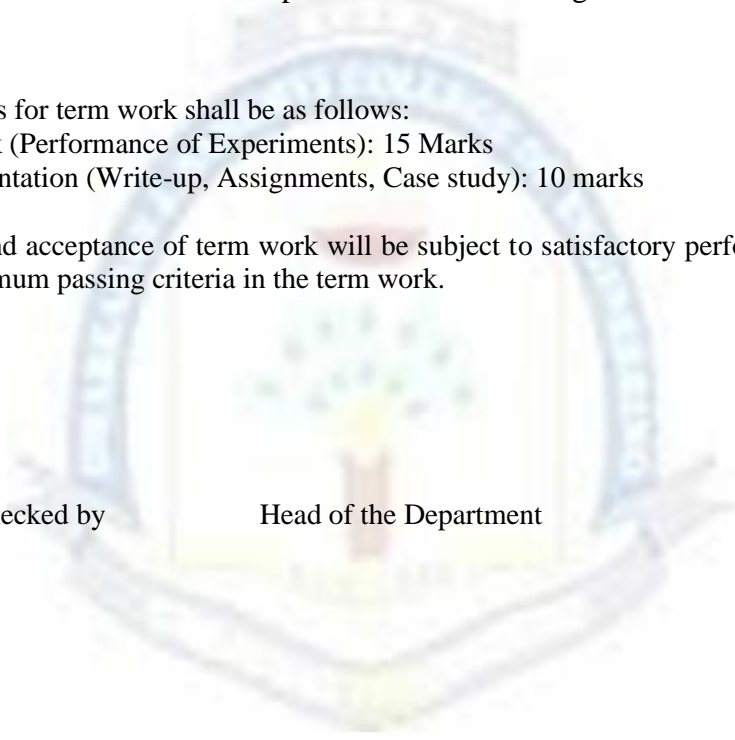
The final certification and acceptance of term work will be subject to satisfactory performance of laboratory work and upon fulfilling minimum passing criteria in the term work.

Prepared by

Checked by

Head of the Department

Principal





## Syllabus for Third Year Electronic and Telecommunication Engineering - Semester VI (Autonomous)

<b>Program: Third Year Electronics and Telecommunication Engineering</b>				<b>Semester : VI</b>					
<b>Course : Computer Networks</b>				<b>Course Code: DJ19ECC604</b>					
<b>Course : Computer Networks - Laboratory</b>				<b>Course Code: DJ19ECL604</b>					
Teaching Scheme (Hours / week)				Evaluation Scheme					
				Semester End Examination Marks (A)			Continuous Assessment Marks (B)		
Lectures	Practical	Tutorial	Total Credits	Theory			Term Test 1	Term Test 2	Avg.
				75			25	25	25
				Laboratory Examination			Term work		Total Term work
				Oral	Practical	Oral & Practical	Laboratory	Tutorial / Mini project / presenta tion/ Journal	
				25	--	--	15	10	
									50

**Pre-requisite:** Knowledge of

1. Analog Communication.

### Computer Networks (DJ19ECC604)

**Objectives:**

1. To Learn various hardware network components.
2. To understand network reference models and process involved in data communication.
3. To understand the protocols working at different layers.
4. To design and configure a network for an organization.

**Outcomes:** On completion of the course, learner will be able to:

1. Design a small or medium sized computer network including media types, end devices, and interconnecting devices that meets a customer's specific needs.
2. Perform basic configurations on routers.
3. Simulate computer networks and analyse the simulation results.
4. Develop knowledge and skills necessary to gain employment as computer network engineer and network administrator.

## Computer Networks Laboratory (DJ19ECL604)

### Objectives:

1. To perform basic configurations on routers.
2. To analysis and design computer networks.
3. To understand and configure the protocols working at different layers.

**Outcomes:** On completion of the course, learner will be able to:

1. Configure router using basic commands.
2. Simulate computer networks and analyse the simulation results.
3. Troubleshoot connectivity problems in a host occurring at multiple layers of the OSI model.
4. Develop knowledge and skills necessary to gain employment as computer network engineer and network administrator.
5. Report and present experimental study conducted with valid conclusions.

<b>Detailed Syllabus: (unit wise)</b>		
<b>Unit</b>	<b>Description</b>	<b>Duration</b>
<b>1</b>	<b>Introduction to computer network</b> Reference Models, OSI model, overview of TCP/IP, layer functions, services, peer to peer protocols, sockets and ports, Data encapsulation, Networking devices: Repeater, hub, bridge, switch and routers, Network topology.	<b>06</b>
<b>2</b>	<b>Introduction to Physical layer Services</b> Introduction to physical media, Coax, RJ 45, Optical fiber, twisted pair, bit transmission, frequency division multiplexing. Time division multiplexing.	<b>04</b>
<b>3</b>	<b>The Data Link Layer</b> Data link Layer Design Issues, Error Detection and Correction, Elementary Data Link Protocols, Sliding Window Protocols: Stop and Wait protocol, Go-back-n protocol, Selective-repeat protocol, Example Data Link Protocols: HDLC: High-Level Data Link Control, The Data Link Layer in The Internet, Channel Allocation Problem, Multiple Access Protocols.	<b>10</b>
<b>4</b>	<b>The Network Layer</b> Network functions for the Network Layer Functions, Routing Algorithms: Distance vector and Link state routing, shortest path first algorithm: Dijkstra and Bellman Ford algorithm, Quality of Service. Network Layer In The Internet: The IP Protocol, IPv4 header, IP Addressing classfull and classless, CIDR notation, Subnetting, supernetting, Internet Control Protocols, The Interior Gateway Routing Protocol: RIP, OSPF, and The Exterior Gateway Routing Protocol: BGP.	<b>10</b>

<b>5</b>	<b>The Transport Layer</b> The Transport Service, Elements of Transport Protocols, The Internet Transport Protocol: TCP and UDP, The Internet Transport Protocol: TCP:-Introduction to TCP, The TCP, Service Model, The TCP Protocol, The TCP Segment Header, TCP Connection Establishment, TCP Connection Release, Modelling TCP Connection Management, TCP Transmission Policy, TCP Congestion Control, TCP Timer Management.	<b>10</b>
----------	--	-----------

**List of Laboratory Experiments: (Any Eight)**

1. To implement different networking command using cisco packet tracer.
2. To study various hardware and software network components.
3. To configure the Web (HTTP and DNS), FTP and SMTP server using cisco packet tracer
4. To configure RIP protocol in a network using Cisco packet tracer.
5. To configure OSPF protocol in a network using Cisco packet tracer.
6. To establish TELNET session using Cisco packet tracer.
7. To design Firewall using standard and extended ACL's.
8. To study VLSM using Cisco packet tracer
9. To implement Dijkstra's algorithm
10. To implement Bellman Ford algorithm
11. To analyze network traffic: HTTP, TCP, UDP using Wireshark

Any other experiment based on syllabus may be included, which would help the learner to understand topic/concept.

**Books Recommended:**

*Text books:*

1. A. S. Tanenbaum, Computer Network, 4th edition, Prentice Hall
2. B. F. Ferouzan, Data and Computer Communication, Tata McGrawHill..

*Reference Books:*

1. Kurose, Ross, —Computer Networking, Addison Wesley
2. W. Richard Stevens, —TCP/IP Volume 1, 2, 3, Addison Wesley.
3. D.E.Comer, —Computer Networks And Internets, Prentice Hall.
4. B. F.Ferouzan , —TCP/IP Protocol Suite, Tata Mc-Graw Hill.

## **Evaluation Scheme:**

### ***Semester End Examination (A):***

#### *Theory:*

1. Question paper based on the entire syllabus will comprise of 5 questions (All compulsory, but with internal choice as appropriate), each carrying 15 marks, total summing up to 75 marks.
2. Total duration allotted for writing the paper is 3 hrs.

#### *Laboratory:*

1. Oral examination will be based on the entire syllabus including, the practicals performed during laboratory sessions.

### ***Continuous Assessment (B):***

#### *Theory:*

1. Two term tests of 25 marks each will be conducted during the semester.
2. Total duration allotted for writing each of the paper is 1 hr.
3. Average of the marks scored in both the two tests will be considered for final grading.

#### *Laboratory: (Term work)*

Term work shall consist of 8 experiments.

The distribution of marks for term work shall be as follows:

- i. Laboratory work (Performance of Experiments): 15 Marks
- ii. Journal Documentation (Write-up, Power Point Presentation and Assignments): 10 marks

The final certification and acceptance of term work will be subject to satisfactory performance of laboratory work and upon fulfilling minimum passing criteria in the term work.

Prepared by

Checked by

Head of the Department

Principal

## Syllabus for Third Year Electronic and Telecommunication Engineering - Semester VI (Autonomous)

<b>Program: Third Year Electronic and Telecommunication Engineering</b>					<b>Semester : VI</b>					
<b>Course : Advanced VLSI</b>					<b>Course Code: DJ19ECEC6011</b>					
<b>Course : Advanced VLSI – Laboratory</b>					<b>Course Code: DJ19ECCEL6011</b>					
Teaching Scheme (Hours / week)				Evaluation Scheme						Total marks (A+ B)
				Semester End Examination Marks (A)			Continuous Assessment Marks (B)			
Lectures	Practical	Tutorial	Total Credits	Theory			Term Test 1	Term Test 2	Avg.	100
				75			25	25	25	
3	2	--	3+1	Laboratory Examination			Term work		Total Term work	50
				Oral	Practical	Oral & Practical	Laboratory Work	Tutorial / Mini project / presentation/ Journal		
				25	--	--	15	10	25	

**Pre-requisite:**

1. Analog Circuit Design
2. Integrated Circuits
3. Basic VLSI

**Advanced VLSI (DJ19ECEC6011)**

**Objectives:**

1. To highlight the circuit design issues in the context of Analog VLSI technology
2. To provide the understanding of different design styles.
3. To provide an exposure to drawing layout of circuits.

**Outcomes:**

**At the end of course, student will be able to:**

1. Recognize and evaluate the tradeoffs in the Analog VLSI design
2. Design a single stage and differential amplifier based on MOSFET.
3. Design the MOSFET-based operational amplifier.
4. Analyze the mixed signal circuits

- Describe the techniques of layout for analog circuits.

**Advanced VLSI Laboratory (DJ19ECEL6011)**

**Objectives:**

- To highlight the circuit design issues in the context of Analog VLSI technology
- To provide the understanding of different design styles.
- To provide an exposure to drawing layout of circuits.

**Outcomes:**

**At the end of course, student will be able to:**

- Describe regions of operation of MOSFET
- Design a single stage amplifier based on MOSFET.
- Design the MOSFET-based differential amplifier.
- Design current mirror circuits.
- Report and present experimental study conducted with valid conclusions.

<b>Detailed Syllabus: (unit wise)</b>		
<b>Unit</b>	<b>Description</b>	<b>Hrs</b>
<b>1</b>	<p><b>CMOS Analog building blocks</b></p> <p><b>MOS Models:</b> Necessity of CMOS analog design, Review of characteristics of MOS device, MOS small signal model, MOS spice models.</p> <p><b>Passive and Active Current Mirrors:</b> Basic current mirrors, Cascode current mirrors and Active current mirrors.</p> <p><b>Band Gap References:</b> General Considerations, Supply-independent biasing, Temperature independent references, PTAT current generation and Constant Gm biasing.</p>	<b>10</b>
<b>2</b>	<p><b>Single Stage Amplifiers</b></p> <p><b>Configurations:</b> Basic concepts, Common source stage, Source follower, Common gate stage, Cascade stage</p> <p><b>Frequency Response and Noise:</b> General considerations, Common-source stage, Source followers, Common-gate stage, Cascode stage and Noise in single stage</p>	<b>10</b>

	amplifier	
<b>3</b>	<b>Differential Amplifiers</b>  <b>Configurations:</b> Single ended and differential operation, Basic differential pair, Common-mode response, Differential pair with MOS loads, Gilbert cell  Frequency response and noise in differential pair.	08
<b>4</b>	<b>MOS Operational Amplifiers</b> <b>Op-amp Design:</b> General Considerations, performance parameters, One stage op-amps, Two-stage op-amps, Gain Boosting, Common-mode feedback, Input range limitations, Slew Rate, Power supply rejection, Noise in op-amps. <b>Stability and Frequency Compensation:</b> General Considerations, Multi pole systems, Phase margin, Frequency compensation.	08
<b>5</b>	<b>Analog Layout and other concepts</b> <b>Analog Layout Techniques:</b> Antenna effect, Resistor matching, capacitor matching, active device design, current mirror matching, floor planning, shielding and guard rings.	04

**List of Laboratory Experiments: (Any Eight)**

1. To study trans-conductance plots of MOSFET device (voltage bias, current bias and technology bias).
2. To design of basic amplifier
3. To design of cascode amplifier
4. To design of basic current sink
5. To design current sink by using negative feedback resistor
6. To design of cascode current sink.
7. To design of positive feedback boot strap current sink
8. To design of regulated cascode current sink
9. To design of simple current mirror
10. To design of cascode current mirror
11. To design of Wilson current mirror

Any other experiment based on syllabus may be included, which would help the learner to understand topic/concept.

**Books Recommended:**

*Textbooks*

1. B Razavi, "Design of Analog CMOS Integrated Circuits", Tata McGraw Hill, 1st Edition.

2. R. Jacob Baker, Harry W. Li, David E. Boyce, "CMOS Circuit Design, Layout, and Stimulation", Wiley, Student Edition.
3. P. E. Allen and D. R. Holberg, "CMOS Analog Circuit Design", Oxford University Press, 3rd Edition.
4. Gray, Meyer, Lewis, Hurst, "Analysis and design of Analog Integrated Circuits", Willey, 5th Edition.

*Reference Books:*

1. Mohammed Ismail and Terri Faiz– Analog VLSI Signal and Information Process, McGraw-Hill Book company, 1994
2. John P. Uyemura, "CMOS Logic Circuit Design "2001, Springer US

**Evaluation Scheme:**

***Semester End Examination (A):***

*Theory:*

1. Question paper based on the entire syllabus will comprise of 5 questions (All compulsory, but with internal choice as appropriate), each carrying 15 marks, total summing up to 75 marks.
2. Total duration allotted for writing the paper is 3 hrs.

*Laboratory:*

1. Oral examination will be based on the entire syllabus including, the practical's performed during laboratory sessions.

***Continuous Assessment (B):***

*Theory:*

1. Two term tests of 25 marks each will be conducted during the semester.
2. Total duration allotted for writing each of the paper is 1 hr.
3. Average of the marks scored in both the two tests will be considered for final grading.

*Laboratory: (Term work)*

Term work shall consist of minimum 7 experiments, 1 Power Point Presentation and minimum 2 assignments.

The distribution of marks for term work shall be as follows:

- i. Laboratory work (Performance of Experiments): 15 Marks
- ii. Journal Documentation (Write-up, Power Point Presentation and Assignments): 10 marks

The final certification and acceptance of term work will be subject to satisfactory performance of laboratory work and upon fulfilling minimum passing criteria in the term work.

Prepared by

Checked by

Head of the Department

Principal



## Syllabus for Third Year Electronic and Telecommunication Engineering - Semester VI (Autonomous)

<b>Program: Third Year Electronics and Telecommunication Engineering</b>					<b>Semester : VI</b>					
<b>Course : Data Compression &amp; Encryption</b>					<b>Course Code: DJ19ECEC6012</b>					
<b>Course : Data Compression &amp; Encryption - Laboratory</b>					<b>Course Code: DJ19ECCEL6012</b>					
Teaching Scheme (Hours / week)				Evaluation Scheme						
				Semester End Examination Marks (A)			Continuous Assessment Marks (B)			Total marks (A+ B)
Lectures	Practical	Tutorial	Total Credits	Theory			Term Test 1	Term Test 2	Avg.	
				75			25	25	25	100
				Laboratory Examination			Term work		Total Term work	
3	2	--	3+1=4	Oral	Practical	Oral & Practical	Laboratory Work	Tutorial / Mini project / presentation/ Journal		
				25	--	--	15	10	25	50

**Pre-requisite:** Knowledge of

1. Engineering Mathematics IV
2. Digital Signal Processing
3. Computer Networks

### **Data Compression & Encryption (DJ19ECEC6012)**

#### **Objectives:**

1. Understand the lossy and lossless compression for text, audio, image and video.
2. Understand concept of Symmetric and Asymmetric key cryptography.

**Outcomes:** On completion of the course, learner will be able to:

1. Apply various compression techniques for compression of text, image, audio and video.
2. Compare and contrast various compression techniques.
3. Analyze how the basic design criteria for various cryptosystems like confusion, diffusion and number theory are used in cryptographic techniques.
4. Compare and contrast a range of different cryptosystems: private and public key.
5. Analyze various network security related protocol.

## Data Compression & Encryption Laboratory (DJ19ECEL6012)

### Objectives:

1. Apply lossy and lossless compression techniques for text, audio, image and video.
2. Apply Symmetric and Asymmetric key cryptography for data security.

### Outcomes: On completion of the course, learner will be able to:

1. Implement compression/encryption algorithms for text, audio and image data using appropriate simulation tools.
2. Analyze the performance of various compression/encryption algorithms using appropriate simulation tools.
3. Simulate concepts of number theory and apply them to cryptographic techniques using appropriate simulation tools.
4. Report and present experimental study conducted with valid conclusions.

Detailed Syllabus: (unit wise)		
Unit	Description	Duration
1	<b>Text compression:</b> Introduction to data compression, Comparison of lossy and lossless compression, Modelling and Coding, Compression Parameters. Huffman Coding, Adaptive Huffman Coding, Arithmetic coding. Dictionary based compression: Static and Dynamic Dictionary, LZ77, LZ78, LZW.	04
2	<b>Image Compression:</b> Differential lossless compression DPCM, JPEG-LS, DCT, JPEG, JPEG 2000.	08
3	<b>Audio and Video Compression:</b> Digital Audio, $\mu$ law and A law companding, MPEG-1 Audio layer (MP3 audio format). Analog Video, Digital Video, MPEG-2, H.261 encoder and decoder.	08
4	<b>Symmetric key cryptography &amp; Key management:</b> Introduction: Security Goals, Security techniques – Cryptography and Steganography, Cryptographic attacks. Symmetric Key Cryptography: Substitution cypher, Transposition Cypher, Stream and Block cypher. DES, Double DES, Triple DES, AES.	08

	Key management, Diffie- Hellman Key Exchange.	
<b>5</b>	<b>Asymmetric key cryptography and Message Integrity:</b> Prime numbers, Fermat's and Euler's theorem, Chinese Remainder theorem. Principles of Public Key cryptosystem, RSA. Message Integrity: Message authentication and Hash functions, SHA, HMAC, Digital Signature Standard.	<b>08</b>
<b>6</b>	<b>Network Security:</b> Email, PGP, S/MIME, Intrusion detection system. Web security considerations, SSL, TLS, Secure Electronic transaction. Kerberos, X.509 authentication service, Public Key Infrastructure.	<b>04</b>

**List of Laboratory Experiments: (Minimum Eight)**

1. To find compression ratio after compression of various file formats.
2. To implement Huffman coding/ Arithmetic coding/ LZ78 dictionary coding.
3. To implement  $\mu$  law and A law companding for Audio compression.
4. To implement DCT for image compression.
5. To implement Substitution cypher/ Transposition cypher for text/ image
6. To implement square and multiply algorithm.
7. To implement Fermat's theorem.
8. To implement RSA.
9. To implement Diffie-Hellman Key exchange mechanism.
10. To implement PGP.
11. To study X.509 certificate format by downloading few samples from internet.

**Books Recommended:**

*Text books:*

1. Khalid Sayood, "Introduction to Data Compression", 2<sup>nd</sup> Edition Morgan Kaufman.
2. William Stallings, "Cryptography and Network Security Principles and Practices", 5<sup>th</sup> Edition Pearson Education.
3. Behrouz A. Forouzan, "Cryptography and Network Security", Tata McGraw-Hill.

*Reference books:*

1. David Saloman, "Data Compression: The Complete Reference", Springer.
2. Mark Nelson, Jean- Loup Gailly, "The Data Compression Book", 2<sup>nd</sup> edition, BPB Publications
3. Matt Bishop, "Computer Security Art and Science", Addison- Wesley.

**Evaluation Scheme:**

***Semester End Examination (A):***

*Theory:*

1. Question paper based on the entire syllabus will comprise of 5 questions (All compulsory, but with internal choice as appropriate), each carrying 15 marks, total summing up to 75 marks.
2. Total duration allotted for writing the paper is 3 hrs.

*Laboratory:*

1. Oral examination will be based on the entire syllabus including, the practicals performed during laboratory sessions.

***Continuous Assessment (B):***

*Theory:*

1. Two term tests of 25 marks each will be conducted during the semester out of which; one will be a compulsory term test (on minimum 02 Modules) and the other can either be a term test or an assignment on live problems or a course project.
2. Total duration allotted for writing each of the paper is 1 hr.
3. Average of the marks scored in both the two tests will be considered for final grading.

*Laboratory: (Term work)*

- Term work shall consist of minimum 8 experiments, and a case study based on any one topic is compulsory.

The distribution of marks for term work shall be as follows:

- i. Laboratory work (Performance of Experiments): 15 Marks
- ii. Journal Documentation (Write-up, Assignments, Case study): 10 marks

The final certification and acceptance of term work will be subject to satisfactory performance of laboratory work and upon fulfilling minimum passing criteria in the term work.

Prepared by

Checked by

Head of the Department

Principal

## Syllabus for Third Year Electronic and Telecommunication Engineering - Semester VI (Autonomous)

Program: Third Year Electronics and Telecommunication Engineering					Semester : VI					
Course : Television and Broadcast Technology					Course Code: DJ19ECEC6013					
Course : Television and Broadcast Technology - Laboratory					Course Code: DJ19ECEL6013					
Teaching Scheme (Hours / week)				Evaluation Scheme						
				Semester End Examination Marks (A)			Continuous Assessment Marks (B)			Total marks (A+ B)
Lectures	Practical	Tutorial	Total Credits	Theory			Term Test 1	Term Test 2	Avg.	
				75			25	25	25	Total Term work
				Laboratory Examination			Term work		50	
				Oral	Practical	Oral & Practical	Laborat ory	Tutorial / Mini project / presentatio n/ Journal		25
				25	--	--	15	10		

**Pre-requisite:** Knowledge of

1. Analog Communication
2. Signal Systems
3. Electromagnetic & Wave propagation.

### Television and Broadcast Technology (DJ19ECEC6013)

**Objectives:**

1. Provide knowledge of Colour TV, Broadcast Technology and Advanced TV systems.
2. Understand the colour signal transmission, video signal format and compression Techniques.
3. Understand the basic principles of Radio and sound Technology.
4. Understand the fundamental of digital signal transmission, IPTV, DTH, D2-MAC/packet signal and MAC decoding.

**Outcomes:**

After the successful completion of this course, the student will be able to

1. Explain different parameters of Sound and picture transmission
2. Describe the working of colour TV systems.
3. Recognize the principle of various advanced TV technologies.
4. Compare various display technologies.
5. Explain the Radio Broadcasting Systems, Internet Radio, Podcasting and Satellite Radio.

## Television and Broadcast Technology (DJ19ECEL6013)

### Objectives:

- 1 Understand the concept of colour TV signal transmission and reception.
- 2 Understand the Audio/Video signal formatting and compression Techniques.
- 3 Understand the basic principle of Direct Broadcast System (DBS).
- 4 Understand the concept of Internet Protocol TV, D2-MAC/packet signal and MAC decoding.

### Outcomes:

After the successful completion of this course, the student will be able to

- 1 Calibrate technical parameters of colour TV systems.
- 2 Analyze various fault finding in Colour TV System.
- 3 Apply colour signal transmission, and Audio/Video compression Techniques.
- 4 Install D2H dish antenna and calibrate look angle of antenna.
- 5 Design Broadcasting link for direct broadcast system.

Detailed Syllabus: (unit wise)		
Unit	Description	Duration
1	<b>Video and Broadcast Technology:</b> Analogue and Digital technology, frame and field, scanning process, Interlaced and Progressive scanning, Composite video signal, Component video signal, Resolution, Aspect ratio, Broadcast standards--NTSC, PAL, SECAM and HDTV, Telecine, Camera tubes: basic principle ,Vidicon and Image orthicon.	8
2	<b>Video Format and Compression Techniques:</b> Types of Videotapes; Analogue tape, Digital tape, Video compression, Sampling, Intra and Inter frame compression, TBC, Camera cables, connectors, SMPTE Time Code, Control track, eyeballing-monitor setup.	6
3	<b>Radio and Sound Technology :</b> Public Vs Private broadcasting systems in India; Radio Broadcasting Systems--MW, SW, FM. Internet Radio, Podcasting: Satellite Radio, Community Radio. Evolution of film sound, optical sound track, Audio formats, Dolby, digital sound, Types of recorders-open reel, cassette recorders and Digital. Analogue and Digital Audio, bit, sampling, multi-track recording.	10
4	<b>Color TV:</b> Compatibility considerations, Color theory, chromaticity diagram, generation of color TV signals, luminance signal, chrominance signal, Frequency interleaving process,color subcarrier frequency, NTSC system- transmitter and receiver, PAL system-transmitter and receiver. Displays : Principle, working, advantages and disadvantages of Plasma, LED,LCD	10

<b>5</b>	<b>Transmission technologies :</b> Terrestrial transmission; Satellite and Cable broadcasting; Up linking and Down linking, Conditional Access System, DTH; IPTV.MAC signal, D2-MAC/packet signal, MAC decoding.	<b>6</b>
----------	---	----------

**Books Recommended:**

*Text books:*

1. Gulati R.R, “ *Monochrome and Color Television,*” Wiley Eastern Limited publication.
2. R.G.Gupta , “*Television and Video Engineering*”, Tata Mc Graw Hill publication.
3. Dhake A.M, “*Television and Video Engineering*”, Tata McGraw Hill publication.
4. Keith Jack, “*Video Demystified*”, 4e, , Elsevier
5. Charles Poynton, “*San Francisco, Digital video and HDTV, Algorithms And Interfaces,*”Morgan Kaufmann publishers, 2003.
6. Stan Prentiss, “*High Definition TV*”, second edition, , Tata McGraw Hill publication

*Reference Books:*

1. Digital Television ( Practical guide for Engineers) by Fischer

**Evaluation Scheme:**

***Semester End Examination (A):***

*Theory:*

1. Question paper will be based on the entire syllabus summing up to 75 marks.
2. Total duration allotted for writing the paper is 3 hrs.

***Continuous Assessment (B):***

*Theory:*

1. Two term tests of 25 marks each will be conducted during the semester out of which; one will be a compulsory term test (on minimum 02 Modules) and the other can either be a term test or an assignment on live problems or a course project.
2. Total duration allotted for writing each of the paper is 1 hr.
3. Average of the marks scored in both the two tests will be considered for final grading.

***List of Laboratory Experiments :(Any Eight)***

1. To understand working of various stages of Colour TV receiver.
2. To observe and measure Composite video signal for various video patterns and corresponding sweep waveform in the Colour TV receiver.
3. To observe the construction of Monochrome, colour picture tube, Vidicon camera tube and measuring various voltages.
4. To find out various faults and trace circuits in Colour TV receiver.
5. Installation of satellite dish antenna and measurement of LNB frequency, RF power with DTH system for reception of TV channels.
6. Comparison of Analog (CRT), LCD TV, Plasma TV and HDTV.
7. Measuring different voltages using Switch mode power supply (SMPS).

8. Understanding principle of Light emitting Diode (LED) TV and comparing LED TV and LCD TV technology
9. Generation of colour signal and various video patterns.
10. Video signal sampling and compression techniques.
11. Transmission and reception of D2-MAC/ packet signals.
12. Audio and video signal transmission using satellite uplink and downlink.

**Evaluation Scheme:**

Laboratory: (Term work)

Term work shall consist of minimum 8 experiments..

The distribution of marks for term work shall be as follows:

- i. Laboratory work (Performance of Experiments): 15 Marks
- ii. Journal Documentation (Write-up): 10 marks

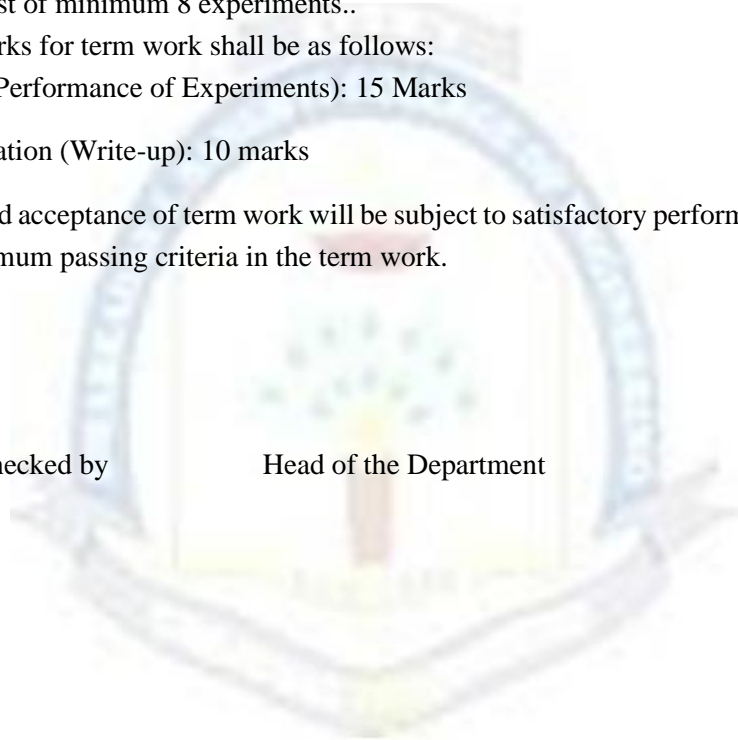
The final certification and acceptance of term work will be subject to satisfactory performance of laboratory work and upon fulfilling minimum passing criteria in the term work.

Prepared by

Checked by

Head of the Department

Principal





## Syllabus for Third Year Electronic and Telecommunication Engineering - Semester VI (Autonomous)

<b>Program: Third Year Electronics and Telecommunication Engineering</b>					<b>Semester: VI</b>				
<b>Course: Artificial Intelligence &amp; Machine Learning</b>					<b>Course Code: DJ19ECEC6014</b>				
<b>Course: Artificial Intelligence &amp; Machine Learning - Laboratory</b>					<b>Course Code: DJ19ECEL6014</b>				
Teaching Scheme (Hours / week)				Evaluation Scheme					
				Semester End Examination Marks (A)			Continuous Assessment Marks (B)		
Lectures	Practical	Tutorial	Total Credits	Theory			Term Test 1	Term Test 2	Avg.
				75			25	25	25
				Laboratory Examination			Term work		Total Term work
3	2	--	3+1=4	Oral	Practical	Oral & Practical	Laboratory Work	Tutorial / Mini project / presentation/ Journal	
				25	--	--	15	10	25

**Pre-requisite:** Knowledge of Engineering Mathematics IV

### Artificial Intelligence and Machine Learning (DJ19ECEC6014)

**Objectives:**

1. To teach the basics of Artificial Intelligence and Optimization Algorithms.
2. To deliver the fundamental concepts and techniques of Machine Learning.
3. To make students familiar with regression, classification and clustering methods.

**Outcomes:** On completion of the course, Students should be able to:

1. Identify the various characteristics of Artificial intelligence.
2. Choose an appropriate problem solving method for an agent to find a sequence of actions to reach the goal state.
3. Analyse the strength and weakness of AI approaches to knowledge representation, reasoning and planning.
4. Construct supervised and unsupervised ANN for real world applications.

## Artificial Intelligence and Machine Learning -Laboratory (DJ19ECE6014)

### Objectives:

1. To solve Search and Optimization Algorithms.
2. To compare different techniques of Machine Learning.

### Outcomes: On completion of the course, Students should be able to:

1. Implement Search Algorithms for a problem statement.
2. Apply Optimization Algorithms for real world applications.
3. Illustrate supervised machine learning models.
4. Demonstrate unsupervised ANN for real world applications.

### Detailed Syllabus:

Unit	Description	Duration
1	<b>Introduction to Artificial Intelligence (AI)</b> Introduction and Definition of Artificial Intelligence. Intelligent Agents: Agents and Environments, Concept of Rationality, Nature of Environments, Structure of Agents.	4
2	<b>Problem Solving by Searching</b> Problem Solving Agent, Formulating Problems, Example Problems. <b>Uninformed Search Methods:</b> Depth Limited Search, Depth First Iterative Deepening (DFID), <b>Informed (Heuristic) Search Methods:</b> Greedy best-first search, A* Search. <b>Optimization Problems:</b> Hill climbing Search, Simulated annealing, Genetic algorithm, Ant colony optimization, Case study: Travelling salesman problem.	8
3	<b>Knowledge representation and Reasoning</b> Knowledge based agents, Knowledge representation using logic, Propositional logic, Properties of propositional logic statements, Semantics of propositional logic, Resolution algorithm, Inference in Semantics of propositional logic, Resolution algorithm, case study: Wumpus world. Introduction to knowledge representation in FOL.	8
4	<b>Introduction to Machine Learning</b> Machine Learning basics, Types of Machine Learning. <b>Introduction to Artificial Neural Network</b> Fundamental concept, Biological Neuron, Artificial Neural Networks, NN architecture, Activation functions.	5
5	<b>Supervised Learning</b> Linear Regression Case study: Predicting house prices with Linear Regression, Linear Regression with one variable, Cost function, Gradient descent. Classifying with k-Nearest Neighbors, Splitting datasets one feature at a time: decision trees, Classifying with probability theory: Naïve Bayes, Logistic regression, Support Vector Machines.	12
6	<b>Unsupervised Learning</b> Grouping unlabeled items using k-means clustering. <b>Dimensionality Reduction</b> Principal Component Analysis (PCA)	5

### **Suggested List of Laboratory Experiments: (Minimum eight)**

1. Problem solving by any one search method.
2. Travelling Salesman Problem with Genetic Algorithm/Ant Colony Optimization.
3. Predicting house prices by Linear Regression.
4. Classify items using Logistic Regression.
5. Find the minimum of a polynomial by Steepest Descent Method.
6. Data segregation by K means clustering.
7. Train a Single layer Perceptron Learning algorithm.
8. To implement Support Vector Machines.
9. Dimensionality reduction by Principal Component Analysis.
10. To implement Naïve Bayesian algorithm.

Any other experiment based on syllabus may be included, which would help the learner to understand topic/concept.

### **Books Recommended:**

#### **Text Books:**

1. Stuart J. Russell and Peter Norvig, “Artificial Intelligence A Modern Approach”, Second Edition, Pearson Education.
2. Deepak Khemani, “A First Course in Artificial Intelligence”, McGraw Hill
3. N.P. Padhy, “Artificial Intelligence and Intelligent Systems”, Oxford University Press.
4. Peter Harrington, “Machine Learning In Action”, DreamTech Press
5. Ethem Alpaydin, “Introduction to Machine Learning”, MIT Press
6. Tom M. Mitchell, “Machine Learning”, McGraw Hill

#### **Reference Books:**

1. Elaine Rich and Kevin Knight, “Artificial Intelligence Third Edition”, Tata McGraw-Hill Education Pvt. Ltd., 2008.
2. Stephen Marsland, “Machine Learning —An Algorithmic Perspective”, CRC Press
3. Kevin P. Murphy, “Machine Learning — A Probabilistic Perspective”.

**Evaluation Scheme:*****Semester End Examination (A):****Theory:*

1. Question paper based on the entire syllabus will comprise of 5 questions (All compulsory, but with internal choice as appropriate), each carrying 15 marks, total summing up to 75 marks.
2. Total duration allotted for writing the paper is 3 hrs.

*Laboratory:*

Oral examination will be based on the entire syllabus including the practical performed during laboratory sessions.

***Continuous Assessment (B):****Theory:*

1. Two term tests of 25 marks each will be conducted during the semester out of which one will be a compulsory term test (on minimum 02 Modules) and the other can either be a term test or an assignment on live problems or a course project.
2. Total duration allotted for writing each of the paper is 1 hr.
3. Average of the marks scored in both the two tests will be considered for final grading.

*Laboratory: (Term work)*

Term work shall consist of minimum 8 experiments.

The distribution of marks for term work shall be as follows:

- i. Laboratory work (Performance of Experiments): 15 Marks
- ii. Journal Documentation (Write-up, Tutorials): 10 marks

The final certification and acceptance of term work will be subject to satisfactory performance of laboratory work and upon fulfilling minimum passing criteria in the term work.

Prepared by

Checked by

Head of the Department

Principal

## Syllabus for Third Year Electronic and Telecommunication Engineering - Semester VI (Autonomous)

<b>Program: Third Year Electronics and Telecommunication Engineering</b>					<b>Semester : VI</b>					
<b>Course : Robotics</b>					<b>Course Code: DJ19ECEC6015</b>					
<b>Course : Robotics - laboratory</b>					<b>Course Code: DJ19ECEL6015</b>					
Teaching Scheme (Hours / week)				Evaluation Scheme						
				Semester End Examination Marks (A)			Continuous Assessment Marks (B)			Total marks (A+ B)
Lectures	Practical	Tutorial	Total Credits	Theory			Term Test 1	Term Test 2	Avg.	
				75			25	25	25	100
				Laboratory Examination			Term work		Total Term work	
				Oral	Practical	Oral & Practical	Laborator y Work	Tutorial / Mini project / presentation/ Journal		50
				25	--	--	15	10	25	

**Pre-requisite:** Knowledge of

1. Engineering Mathematics III & IV
2. Control systems

### Robotics (DJ19ECEC6015)

**Objectives:**

1. To study basics of robotics.
2. To familiarize students with kinematics and dynamics of robots.
3. To familiarize students with trajectory and task planning of robots.
4. To familiarize students with robot vision.

**Outcomes:** On completion of the course, learner will be able to:

1. Understand the basic concept of robotics.
2. Perform the kinematic and the dynamic analysis of robots.
3. Perform trajectory and task planning of robots.
4. Describe importance of visionary system in robotic manipulation.

## Robotics (DJ19ECE6015)

### Objectives:

1. Acquire the knowledge on advanced algebraic tools for the description of motion.
2. Develop the student's knowledge in various robot structures and their workspace.
3. Develop student's skills in perform kinematics analysis of robot systems.
4. Develop an ability to use software tools for analysis and design of robotic systems.
5. Provide knowledge and analysis skills associated with trajectory planning.

### Outcomes: On completion of the course, learner will be able to:

1. Understand robot configuration and subsystems.
2. Program a robot to perform a specified task in a target environment.
3. Calculate the forward kinematics and inverse kinematics of serial and parallel robots.
4. Calculate the Jacobian for serial and parallel robot.
5. Design and path planning for a robotic system.

Detailed Syllabus: (unit wise)		
Unit	Description	Duration
1	<b>Fundamentals of Robotics:</b> Robot classification, robot components, robot specifications, joints, coordinates, coordinate frames, workspace, languages, and applications.	04
2	<b>Kinematics of Robots:</b> Homogeneous transformation matrices, Inverse transformation matrices, forward and reverse kinematic equations, position and orientation, Denavit-Hatenberg representation of forward kinematics, forward and reverse kinematic solution of three and four axis robot.	08
3	<b>Velocity Kinematics &amp; Dynamics:</b> Differential motions and velocities, its relationship, Jacobian, differential motion of a frame and robot, inverse Jacobian, singularities, dynamic analysis of forces, Lagrangian mechanics, Newton Euler formulation, dynamic equations of two axis robot.	10
4	<b>Robot Vision:</b> Basics of Trajectory Planning, joint-space trajectory planning, Cartesian-space trajectories, Image representation, template matching, polyhedral object, shape analysis, segmentation, Iterative processing, perspective transform and camera calibration	10
5	<b>Task Planning:</b> Task level programming, Uncertainty, Configuration space, Gross motion planning, Fine-motion planning, Simulation of planner motion, Source and goal scenes and Task planner simulation	08

### **List of Laboratory Experiments: (Minimum Eight)**

1. Forward Kinematics
2. Inverse Kinematics
3. Dynamic analysis
4. Dynamic equations for two axis robot
5. Joint-space trajectory
6. Cartesian-space trajectory
7. Template matching.
8. Iterative processing
9. Segmentation
10. Simulation of planner motion
11. Object shape analysis

### **Books Recommended:**

#### *Text books:*

1. Robert Shilling, “ Fundamentals of Robotics-Analysis and control”, Prentice Hall of India, 2009
2. Saeed Benjamin Niku, “Introduction of Robotics-Analysis, control, Applications”, Wiley India Pvt. Ltd., Second Edition, 2011.

#### *Reference books:*

1. John J. Craig,”Introduction to Robotics-Mechanics and Control”, Third Edition, Pearson Education, India,2009
2. Mark W. Spong, Seth Hutchinson, M. Vidyasagar,”Robot Modeling and Control”, Wiley India Pvt. 2006
3. Mikell P. Groover et.al.”Industrial Robots-Technology, Programmimg and Applications”, McGraw Hill, New York, 2008.

### **Evaluation Scheme:**

#### ***Semester End Examination (A):***

##### *Theory:*

1. Question paper based on the entire syllabus will comprise of 5 questions (All compulsory, but with internal choice as appropriate), each carrying 15 marks, total summing up to 75 marks.
2. Total duration allotted for writing the paper is 3 hrs.

*Laboratory:*

1. Oral examination will be based on the entire syllabus including, the practicals performed during laboratory sessions.

***Continuous Assessment (B):***

*Theory:*

1. Two term tests of 25 marks each will be conducted during the semester out of which; one will be a compulsory term test (on minimum 02 Modules) and the other can either be a term test or an assignment on live problems or a course project.
2. Total duration allotted for writing each of the paper is 1 hr.
3. Average of the marks scored in both the two tests will be considered for final grading.

*Laboratory: (Term work)*

- Term work shall consist of minimum 8 experiments, and a case study based on any one topic is compulsory.

The distribution of marks for term work shall be as follows:

- i. Laboratory work (Performance of Experiments): 15 Marks
- ii. Journal Documentation (Write-up, Assignments, Case study): 10 marks

The final certification and acceptance of term work will be subject to satisfactory performance of laboratory work and upon fulfilling minimum passing criteria in the term work.

Prepared by

Checked by

Head of the Department

Principal



## Syllabus for Third Year Electronic and Telecommunication Engineering - Semester VI (Autonomous)

<b>Program: Third Year Electronics and Telecommunication Engineering</b>				<b>Semester : VI</b>					
<b>Course : Advanced Power Electronics</b>				<b>Course Code: DJ19ECEC6016</b>					
<b>Course : Advanced Power Electronics -Laboratory</b>				<b>Course Code: DJ19ECCEL6016</b>					
Teaching Scheme (Hours / week)				Evaluation Scheme					
				Semester End Examination Marks (A)			Continuous Assessment Marks (B)		Total marks (A+ B)
Lectures	Practical	Tutorial	Total Credits	Theory			Term Test 1	Term Test 2	
				75			25	25	25
				Laboratory Examination			Term work		Total Term work
				Oral	Practical	Oral & Practical	Laboratory Work	Tutorial / Mini project / presentation/ Journal	
				25	--	--	15	10	25

**Pre-requisite:** Knowledge of

1. Control Systems
2. Power Electronics

### Advanced Power Electronics (DJ19ECEC6016)

**Objectives:**

1. Enhance & implement complex analytical methods in design of power electronics systems.
2. Extend the importance various applications of power electronics in electronics equipment, drives and non-conventional energy systems.

**Outcomes:** On completion of the course, learner will be able to:

1. Thoroughly understand the modern methods of analysis and control of power electronic systems.
2. Carry out the theoretical analysis of the power electronic systems from the 'Systems Theory' point of view.
3. Simulation of
4. Simulate and analyze power electronic systems.

## Advanced Power Electronics Laboratory (DJ19ECEL6016)

### Objectives:

1. Design three phase inverter and DC-DC converters.
2. Apply power electronics in AC and DC drives.

### Outcomes: On completion of the course, learner will be able to:

1. Realize power rectifiers with different industrial loads.
2. Implementation of speed control of DC and AC motors using V/F techniques.
3. Simulate AC inverters and DC-DC converters.
4. Report and present experimental study conducted with valid conclusions.

Detailed Syllabus: (unit wise)		
Unit	Description	Duration
1	<b>Three-phase Rectifiers:</b> 3-phase half-wave and full-wave controlled rectifiers with R and RL load, Effect of source inductance Distortion in line current, calculation of performance parameters.	08
2	<b>Three-phase inverters and control</b> Three phase bridge inverters (120 <sup>0</sup> and 180 <sup>0</sup> conduction mode) with R and RL load. PWM for 3-phase voltage source inverters, Space Vector Modulation (SVM) technique for phase voltage source inverters, hysteresis control.	08
3	<b>DC-DC Converters</b> Average model, linearized transfer function models, state-space average models of basic buck, boost and buck-boost converters. 3Feedback control of these converters (PI and PID).	08
4	<b>Power Electronic Applications in DC Drives</b> Introduction to DC motors, speed control of DC motor, drives with semi converters, full converters and dual converters. Chopper-based drive. Electric braking of DC motors.	08
5	<b>Power Electronic Applications in AC Drives</b> Introduction to three-phase induction motor, speed control methods for three-phase induction motor: Stator Voltage , Variable Frequency, Rotor resistance , V/F Control, Slip Power Recovery Schemes	08

### **List of Laboratory Experiments: (Minimum Eight)**

1. Single Phase Full Controlled Bridge Rectifier.
2. Speed control of separately excited DC motor using Armature Voltage Control.
3. Speed control of 3-phase Induction Motor using V/F control.
4. Simulation of 3-phase fully controlled Bridge rectifier with R and RL load.
5. Simulation of 1-phase fully controlled Bridge rectifier and study of various parameters.
6. Simulation of 1-phase Inverter and study of various Performance parameters.
7. Simulation of SVM Inverter.
8. Simulation of Closed loop dc-dc converter.
9. Study High Frequency Induction heating & Dielectric heating.
10. Study of operation and control of solid-state relays.

### **Books Recommended:**

#### *Text books:*

1. M. Rashid, Power Electronics: Circuits, Devices, and Applications, PHI, 3rd Edition.
2. R. W. Erickson, D. Maksimovic, Fundamentals of Power Electronics, Springer, 2nd Edition.
3. Mohan, Undeland and Robbins, Power Electronics: Converters, Applications and Design, Wiley (Student Edition), 2nd Edition.

#### *Reference books:*

1. P.S. Bimbhra, Power Electronics, Khanna Publishers, 2012.
2. M. D. Singh, K. B. Khanchandani, Power Electronics, Tata McGraw Hill, 2nd Edition.
3. J. P. Agrawal, Power Electronics Systems: Theory and Design, Pearson Education, 2002

### **Evaluation Scheme:**

#### ***Semester End Examination (A):***

##### *Theory:*

1. Question paper based on the entire syllabus will comprise of 5 questions (All compulsory, but with internal choice as appropriate), each carrying 15 marks, total summing up to 75 marks.
2. Total duration allotted for writing the paper is 3 hrs.

##### *Laboratory:*

1. Oral examination will be based on the entire syllabus including, the practicals performed during laboratory sessions.

***Continuous Assessment (B):***

*Theory:*

1. Two term tests of 25 marks each will be conducted during the semester out of which; one will be a compulsory term test (on minimum 02 Modules) and the other can either be a term test or an assignment on live problems or a course project.
2. Total duration allotted for writing each of the paper is 1 hr.
3. Average of the marks scored in both the two tests will be considered for final grading.

*Laboratory: (Term work)*

- Term work shall consist of minimum 8 experiments, and a case study based on any one topic is compulsory.

The distribution of marks for term work shall be as follows:

- i. Laboratory work (Performance of Experiments): 15 Marks
- ii. Journal Documentation (Write-up, Assignments, Case study): 10 marks

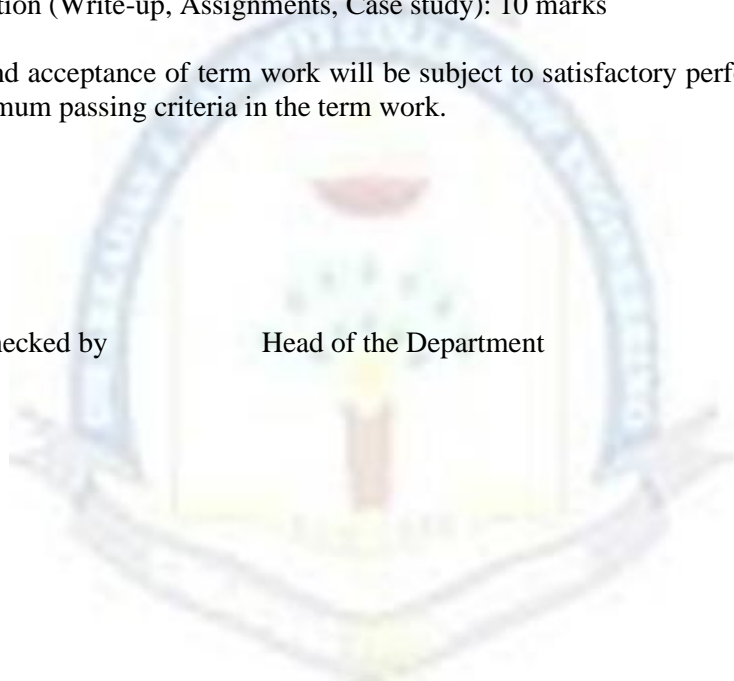
The final certification and acceptance of term work will be subject to satisfactory performance of laboratory work and upon fulfilling minimum passing criteria in the term work.

Prepared by

Checked by

Head of the Department

Principal



## Syllabus for Third Year Electronic and Telecommunication Engineering - Semester VI (Autonomous)

<b>Program: Third Year Electronics and Telecommunication Engineering</b>					<b>Semester : VI</b>					
<b>Course : Microcontroller &amp; applications – Laboratory</b>					<b>Course Code: DJ19ECSBL3</b>					
Teaching Scheme (Hours / week)				Evaluation Scheme						Total marks (A+ B)
				Semester End Examination Marks (A)			Continuous Assessment Marks (B)			
Lectures	Practical	Tutorial	Total Credits	Theory			Term Test 1	Term Test 2	Avg.	50
				Oral	Practical	Oral & Practical	Laboratory Work	Tutorial / Mini project / presentation/ Journal	Total Term work	
--	4	--	2	25	--	--	15	10	25	

**Pre-requisite:** Knowledge of

1. Digital system design
2. Microprocessor and Microcontroller

**Course objectives:**

1. To develop background knowledge and core expertise in advanced microcontrollers.
2. To understand peripheral devices and their interfacing to advanced microcontrollers.
3. To write programs for microcontrollers and their applications in assembly and embedded C language.

**Outcomes:** After successful completion of the course, student will be able to

1. Understand the detailed architecture of LPC2148 microcontroller, Arduino & R-Pi Board.
2. Interface various peripheral devices to the LPC2148 microcontroller, Arduino & R-Pi Board
3. Write Assembly language & Embedded C programming for microcontrollers
4. Report and present experimental study conducted with valid conclusions.

	<b>Description</b>
	<p>LPC 2148 - Salient features, applications, block diagram, memory mapping. Functional features of Interrupt controller, RTC, USB, UART, I2C, SPI, SSP controllers, watch dog timers and other system control units.</p> <p>LPC 2148 – Peripherals Duration: Pin Connect Block- Features, Register description with example. GPIO-Features, Applications, Pin description, Register description with examples PLL-Features, block diagram, bit structure of PLLCON, PLLCFG, &amp; PLLSTAT, and PLLFEED. PLL frequency Calculation- procedure for determining PLL settings, examples for PLL Configuration Timers- Features, applications, Architecture of timer module, register description, Simple C programs for application using -GPIO, PLL, Timer</p>

### **List of Laboratory Experiments: (Minimum Eight)**

1. To Study of ARM evaluation system.
2. Interfacing ADC and DAC.
3. Interfacing LED and PWM.
4. Interfacing real time clock and serial port.
5. Interfacing of seven segment displays.
6. Interfacing keyboard and LCD.
7. Interfacing EPROM and EEPROM
8. Interfacing DC and servo motors.
9. Interfacing stepper motor and temperature sensor
10. Implementing ZIGBEE protocol with ARM

Any other experiment based on Arduino, R-Pi development board may be included, which would help the learner to understand topic/concept.

### **Books Recommended:**

#### *Text Books:*

1. Andrew Sloss, Dominic Symes, and Chris Wright, “ARM System Developer’s Guide”, Morgan Kaufmann Publication.
2. Lyla Das, “Embedded Systems: An Integrated Approach”, Pearson Publication.
3. James A. Langbridge, “Professional Embedded Arm Development”, Wrox, John Wiley Brand& Sons Publication.

**Evaluation Scheme:**

***Semester End Examination (A):***

*Laboratory:*

1. Oral & Practical examination will be based on the entire syllabus including, the practicals performed during laboratory sessions.

***Continuous Assessment (B):***

*Laboratory: (Term work)*

Term work shall consist of minimum 8 experiments.

The distribution of marks for term work shall be as follows:

- i. Laboratory work (Performance of Experiments): 15 Marks
- ii. Journal Documentation (Write-up, Power Point Presentation and Assignments): 10 marks

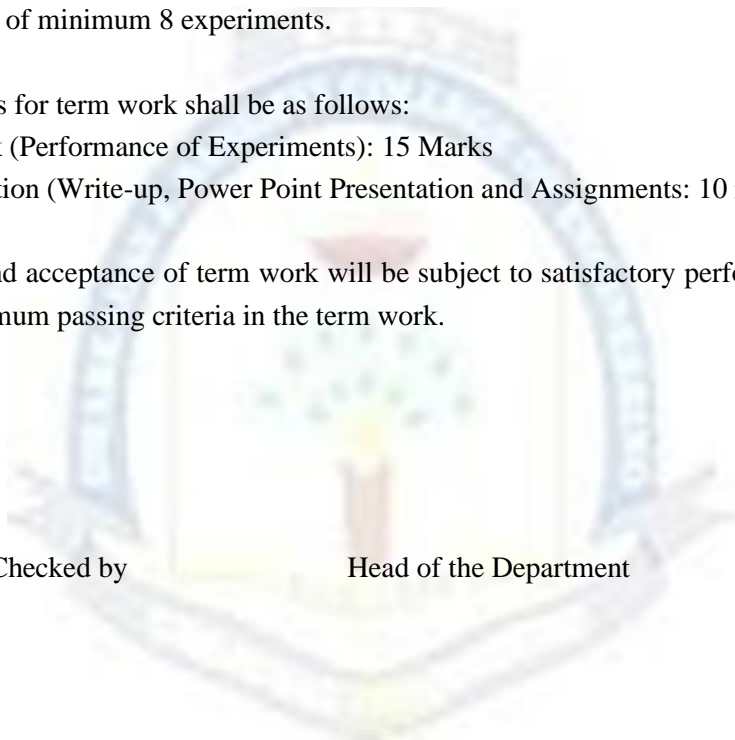
The final certification and acceptance of term work will be subject to satisfactory performance of laboratory work and upon fulfilling minimum passing criteria in the term work.

Prepared by

Checked by

Head of the Department

Principal



## Syllabus for Third Year Electronic and Telecommunication Engineering - Semester VI (Autonomous)

Program: Third year Electronics and Telecommunication Engineering					Semester : VI					
Course : Innovative Product Development-4 (DJ STRIKE)					Course Code: DJ19ILL2					
Teaching Scheme (Hours / week)				Evaluation Scheme						
				Semester End Examination Marks (A)			Continuous Assessment Marks (B)			Total marks (A+ B)
Lectures	Practical	Tutorial	Total Credits	Theory			Term Test 1	Term Test 2	Avg.	
				--			--		--	--
				Laboratory Examination			Term work		Term work Avg.	50
				Oral	Practical	Oral & Practical	Review 1	Review 2		
				25	--	--	25	25	25	

### Objectives:

1. To implement the solution as per the problem statement.
2. To develop the team building, writing, logical reasoning and management skills.
3. To provide the connections between the designs and concepts across different disciplinary boundaries.
4. To encourage students to become independent personnel, critical thinkers and lifelong learners

### Outcomes: On completion of the course, learner will be able to:

1. Apply engineering knowledge to produce solution of a problem considering cultural, social, environmental, and economic factors using appropriate tool and method.
2. Demonstrate project based learning that allows students to transfer existing ideas into new applications.
3. Develop an ability to work in teams and manage the conduct of the research study.
4. Integrate different perspectives from relevant disciplines which help them to get internships, jobs and admission for higher studies.
5. Present the research in the form of technical paper writing, understand what constitutes to plagiarism and how to use proper referencing styles

**Syllabus** Domain knowledge (and beyond) needed from the following areas for the effective implementation of the project:

Microcontroller and Embedded Systems, Signal Processing, Microwave and Antennas, Networking and Internet of Things, Data science and Big data, Communication, Web and Application development, Robotics, AI and Machine learning



The above areas can be updated based on the technological innovations and development needed for specific project.

### **Guidelines:**

The main purpose of this activity is to improve the students' technical skills, communication skills by integrating writing, presentation and teamwork opportunities. Each project group have already under gone project topic allotment followed by two reviews in their fifth semester and in this semester, the students are expected to continue the project work.

1. Each group will be reviewed twice in a semester (January and March) and marks will be allotted based on the various points mentioned in the evaluation scheme.
2. In the first review of this semester, each group is expected to complete 50% of project and write first draft of the technical paper.
3. In the second review of this semester, each group is expected to complete 80% of project and submit final draft of the technical paper.
4. The technical paper will be published in DJ Strike magazine with ISBN number.
5. The students may use this opportunity to learn different computational techniques towards development of a product.
6. Interaction with alumni mentor will also be appreciated for the improvement of project.

### **Evaluation Scheme:**

#### ***Semester End Examination (A):***

##### *Laboratory:*

Oral examination should be conducted by Internal and External examiners. Students have to give presentation and demonstration based on 100% implementation of their project.

#### ***Continuous Assessment (B):***

##### *Laboratory: (Term work)*

Each group will be reviewed twice in a semester by faculty guide and faculty coordinator based on the following criteria:

- Project progress
- Documentation/Technical paper writing
- Key findings
- Validation of results
- Product Development

Each review consists of 25 marks. Average of the marks scored in both the two reviews will be considered for final grading. The final certification and acceptance of TW ensures the satisfactory performance on the above aspects.

Prepared by

Checked by

Head of the Department

Principal

## Syllabus for Third Year Electronic and Telecommunication Engineering - Semester VI (Autonomous)

Program: Third Year Electronics and Telecommunication Engineering					Semester : VI					
Course : Environmental Engineering					Course Code: DJ19A5					
Teaching Scheme (Hours / week)				Evaluation Scheme						
				Semester End Examination Marks (A)			Continuous Assessment Marks (B)			Total marks (A+ B)
Lectures	Practical	Tutorial	Total Credits	Theory			Term Test 1	Term Test 2	Avg.	
				--			--	--	--	--
				Laboratory Examination			Term work		Total Term work	
				Oral	Practical	Oral & Practical	Laborat ory Work	Tutorial / Mini project / presentatio n/ Journal		--
				--	--	--	--	--	--	

**Pre-requisite:** Interest in Environment and its impact on Human

**Objectives:**

1. Understand environmental issues such as depleting resources, pollution, ecological problems and the renewable energy scenario.
2. Familiarise environment related legislation

**Outcomes: Students should be able to**

1. Understand how human activities affect environment
2. Understand the various technology options that can make a difference

<b>Detailed Syllabus: (unit wise)</b>		
<b>Unit</b>	<b>Description</b>	<b>Duration</b>
<b>1</b>	<b>Social Issues and Environment:</b> Ecological footprint and Carrying Capacity, Depleting nature of Environmental resources such as soil, water minerals and forests ,Carbon emissions and Global Warming.	4
<b>2</b>	<b>Technological growth for Sustainable Development:</b> Social, Economic and Environmental aspects of Sustainable Development, Renewable Energy Harvesting ,Concept of Carbon credit, Green Building ,Power and functions of Central Pollution Control Board and State Pollution Control Board	4
<b>3</b>	<b>Environmental impact due to technology:</b> Impact of Energy on Environment, Flow of Energy in Ecological system, Environment Degradation due to Energy, Control of pollution from Energy, Consumer electronics, power saving devices, energy from waste, energy use and conservation	5

**Books Recommended:**

**Textbooks:**

- 1) Environmental Studies From Crisis to Cure, R. Rajagopalan, 2012
- 2) Textbook for Environmental Studies For Undergraduate Courses of all Branches of Higher Education, Erach Bharucha
- 3) Environmental Management Science and Engineering for industry by “ Iyyanki V. Murlikrishna and valli Manickam”

Prepared by

Checked by

Head of the Department

Principal